

## Vice President's Letter



Hello Members

I'm filling in for David this month while he and Lyn (lucky people) are having a European trip and enjoying the beautiful autumn colours. Meanwhile the rest of us here are wondering what's happened to Spring. I'm looking forward to more sunny days, walks by the river and coffees at Riverton Bridge without being blown away. Hopefully we'll soon be treated to some milder weather.

I'm sure everyone who has been in to CAG over the past few weeks will have enjoyed the Gallery displays by Robin Lowry's students, first the second year students, followed by the first year students. There were some amazing artworks on display and all students (and Robyn) should be congratulated on the high standard of work. The current display - the Trash to Treasure exhibition featuring objects made from recycled materials - is very different and perhaps thought-provoking. In the current global and economic climate it's interesting to assess our "greenness" and look at ways we can do our bit by recycling and reducing our carbon footprint and also perhaps make a statement through our art. This exhibition also asks the question "What is art?" Food for thought!

The work of this month's Artist of the Month, Christine Ross, is in complete contrast to the Trash and Treasure exhibition. Christine is predominantly a realist painter and has on display some beautiful representations of the Pilbara landscape rendered in realistic colours and detail. She has also exhibited some lovely floral works and I love her misty morning painting. She's also pretty handy with the needle and thread! Please take a look at Christine's works.

Well, the months roll past at CAG -third term is over and the children are enjoying another fantastic holiday Artsfun program. Congratulations to our new Co-ordinator Penni for organising an exciting Woody Woodland themed event. Who could resist making a Goblin Bathing Bowl, Wiry Fairy or Slimy Parachuting Fun? Perhaps we should have Artsfun for Adults! Term 4 information for adults' and children's classes is now available from CAG or online at our website [www.canningartswa.org.au](http://www.canningartswa.org.au). There are also some exciting workshops in the pipeline, so check them out too.

The next few months heading for Christmas will be busy: the Christmas Party, Shopping Centre and end of year gallery sales will all need organising, so of course CAG will be looking for volunteers in lots of areas. There is more information in this newsletter asking for specific help, so please consider making a contribution in this way.

Maggie Smith

---

### in this issue

#### **Bookings & Usage of Kilns**

- Updated process

#### **Jack Van Bruchem**

- Demonstration report

#### **Merilyn's Farewell**

- Photos of event

## Penni's Ponderings



Welcome to the first edition of Penni's Ponderings. Well it is hard to believe that I have been here one month. So much has happened and it has all been good!

The Artsfun is upon us as you read this and this holiday's appears to be a huge success. Samples of what the children will be experiencing are on display in the foyer.

The Picture Framing and Canvas Stretching classes will be running in Term 4, so get in quick to put your name down.

The big news is the Secret Garden Workshop still has places. The workshop samples are in the foyer. It looks like a fabulous day will be had by all.

Not to be forgotten, Karen's Glass Slumping workshop, which will be held in November. There are still places available for anyone who wishes to attend.

And hot off the press, the extremely exciting news is that Laurie Cochrane is coming from Canada to hold a "Plein Air" Course. This is inspired by the works of Landscape Painters, where students will learn the principles of design and composition. The dates of this course are November 3,10,17 and 24 from 1pm -3pm AND "Wet, Bold and Free" Workshop where students will discover how to work on large sheets of water colour paper. This will be held over 2 Saturdays being 7 and 14 Nov from 1-4pm.

Please remember the Riverton Library Display of Unframed Work. This is open to all members and students of CAG and will be in the last week of October. All pieces can be left with me.

But not to be forgotten, The Potter's are whispering about a Pit Firing Day to be held in November. Watch this space for more information!

But wait there is more, although no steak knives- The Canning Ag Society are still looking for people to participate in the Show, by demonstrating their craft to the public who are attending the Canning Show to be held on the first week end in November. For more information please call me and I will point you in the right direction.

Please feel free and drop by the office. If I am asleep at the computer PLEASE wake me up! Looking forward to Term 4 and all that it brings, remembering the Sale of Work is just around the corner so all wheels and paint brushes should be having smoke pouring off them.

If you see something that you feel CAG should be doing please let me know.

Till next month, TTFN

Please congratulate our two students who have entered pieces in the **Cat Exhibition** at the **Perth Royal Show** and have won prizes in the AGE GROUP: 9 TO 15 YEARS

### 1st Prize

CARRENA BULLOCK  
AGE: 13

### Highly Commended

LAUREN PORTER  
AGE: 12



This Newsletter is kindly printed by the Office of Dr. Dennis Jensen, MP.

Federal Member for Tangney

## Kilns - Booking & Usage Updated Process

Hello Members

My name is Jill Archibald and I run the kiln area at the Art Center. I would like to give you some information on the use of the kilns.

Members have to meet with myself to go through a initial packing and firing of the kilns, if they would like to book and use the kilns. Once this is completed your name will be listed in the office for Penni to reference in regards to the hire & use of the kilns.

All programs for firing are listed on the board in the kiln room. No one is to change the temperature or settings in the firing programs. If a different temperature is needed, let me know and I will organize it for you.

We have just purchased a new kiln which we are having a few teething problems with and have been unable to let some members book the small kiln at the moment. As students work is the first priority we have been using the small kiln continually trying to get their work through as it is the last week of the term.

Only members who have been through the firing procedure will be able to hire the kilns. If you are interested in hiring the kilns and would like to go through the packing and firing procedure, I am at the art center on Tuesdays from 9-30 to 3pm. If that is not convenient please let Penni know in the office and we can organize a time.

Thank you for your co-operation.

## Potter's Hobby Day All members welcome

Well Hobby day is back in full swing with members joining in and enjoying each others company.

Experimenting with new techniques they have seen from demos and work shops . If passing by come in and have a cuppa and a chat we are there on Tuesday 9-30am to 3pm except on school holidays.

Take care Jill .



Look on the notice board for **pottery** workshops coming up.

## Exhibition Winner

*4 F's* - Fur, Feathers, Fins and Flowers  
Exhibition



The winner was Brenda Taylor, for her painting "Seduction"

## EVENING DEMONSTRATION 4

**Jack Van Bruchem**

Portrait Painter

### Upcoming EVENING DEMONSTRATION

Date

**Monday October 26**

Venue

**The Painters Hall  
at Canning Arts Centre**

Time

**7.15 pm**

Cost

**\$5**

*(For supper and to cover the cost of  
the demonstration)*

Our fifth and final demonstration for 2009 promises to be another very interesting one so hopefully more members will come along to support it. This demonstration will be given by **Trudi Pollard**, *Fibre artist*.

Trudi has been involved with both ceramics and fibre arts for 40 years as an artist, teacher and lecturer. She completed a Visual Arts degree at Curtin University in 1986. She has always been interested in nature and has drawn inspiration for her art work from animals, plants and other natural features.

In recent years she has been using the ancient and delicate art of Shibori. She combines the art of Shibori with the processes of dyeing, stitching, collaging and manipulating natural fibres such as silk and wool and cotton, to create interesting and unique textiles which she uses in fine art works, home wares and clothing. She attended the 7th International Shibori Symposium in France in 2008.

Trudi is very interested in colour and will be attending a World Colour Conference in Sydney prior to this demonstration at CAG.

In her demonstration she will be talking about colour, discussing and demonstrating some aspects of both Shibori and the extraction of natural dyes and pigments from WA native plants - leaves, seeds and roots as well as from some rock minerals, the use of these in fibre arts. She will talk about adapting Shibori and its' possible applications for use in painting, ceramic and glass arts.

She will bring examples of her work to show us

Jack provided us with a very enjoyable and informative demonstration of portrait painting in oils. Although, over the years, he has painted many still life and landscape paintings, he said that it is portrait painting that gives him the greatest buzz - and he is obviously very good at portraits.

He began by talking about the materials he uses - good artist quality paints like Art Spectrum oil paints and Painting Medium No 1. He uses a limited palette (white, light red, Naples yellow, yellow ochre and cerulean and ultramarine blues well as raw umber.) For portraits he tends to use round brushes - sizes 6 or 8 for earlier work, with smaller sizes for finer detail towards the end. Rather than using pencil for sketching the features he draws these with a brush and raw umber.

Before starting to paint he mixed all the 5 tones he needed for painting the face and any colours required for clothes. He then marked the position of the eyes and drew (in raw umber) the size and shape of the eyes and nose which were then used to correctly position the other features of the head and face. When he began applying paint (in patches of colour) he started with the mid tones making sure he worked on both sides of the face to keep the painting balanced. He used a rag to wipe away any excess paint. Once the mid tones were correctly in place he applied lighter tones on the face and then the beard and finally used his dark tones to show shadows and put in details around the nose, ears and eyes and under the chin. He then adjusted any other tones as required.

Whilst painting Jack constantly moved backwards and forwards - a couple of steps back to look carefully at the sitter's features and at the progress of his work, then forwards to apply, at arm and brush length, a stroke of paint in just the right position. His palette was balanced on his left arm and in his left hand he held (through the hole in the palette) about 6 to 8 brushes, each of which was only used for one tone or colour so that the paint didn't become mixed up and "muddy".

Once the features of the head and face were correctly shown he applied darkish paint around the head as background and also painted in the clothes, making sure that the colours had the correct tonal values.

Some of the members and visitors who attended will probably be inspired to try portrait painting - but no doubt it won't be as easy as Jack made it look.

*(See photos of demonstration in  
colour insert)*

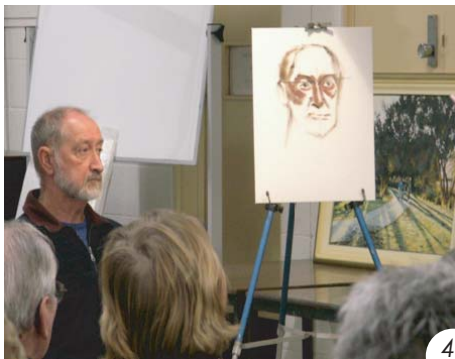


## DEMONSTRATION 4 JACK VAN BRUCHEM : Portraits In Oils


Full report in page 4 ( The model was Rob McKenzie. )



( 1 to 3 ) Jack mixed the 5 tones of the colour he needed for the portrait then started by marking in the position of the eyes before drawing in the eyes, eyebrows and nose with his brush.



( 4- 6 ) He then began painting the rest of the face applying the mid tones before putting in the lighter tones on the face and beard.



( 7-9 ) He then used his darker tones to put in details of mouth and ears and shadows on the face and neck, as well as using some other colours to put in some background and paint the clothes.

Above ( 9 )- Jack with Rob and the portrait at the end of the demo.



(10)  
Jack brought two finished paintings to show us: a landscape and a still life - an amazingly realistic violin.



Sandy Robertson was the lucky winner of the door prize - a framed painting generously donated by Jack.

## Merilyn O'Shannessy's Farewell August 29, 2009



When Merilyn arrived the President, David Bindley, welcomed her then invited everyone to have afternoon tea prior to the official proceedings. As well enjoying afternoon tea those present, many of whom had known Merilyn for much of her time at CAG, also enjoyed chatting and reminiscing.



(Above) David began the official proceedings by speaking about Merilyn's history at CAG - as a member (since 1986), a committee member and Treasurer in the early 1990's and then as Coordinator for 16 years from August 1993 until her resignation in August 2009. He then presented her with a Certificate of Appreciation and various gifts on behalf of CAG members. Merilyn thanked everyone for coming and spoke briefly about her time as a member and Coordinator.



Merilyn posing with her gifts (flowers, a wallet and a glass cutter) and in front of the photos which showed some her activities at CAG (both recent and historical).



## Shop Spot & Gallery News

Hello Members,

Thanks to all the members who donned their thinking caps on for the "Trash to Treasure" that is currently on display in the Gallery. Also featuring the the Gallery is "Artist of the Month Christine Ross. Her paintings featuring paperbarks and river scenes are inspiring , in fact all of her art is an absolute pleasure to view.

"Artist of the Month" starting the 16th Oct. will be Maggie Smith. I've been having a bit of a sneak preview of some of her sewing creations and they're really interesting. The rest of the Gallery will feature the Thursday painters group "Pavilion Painters", so pop into the Centre to view a really creative display.

*Future dates to remember -*

19th to 22nd November - **Leisureplex Sale of Work** (yes that's right we're having a SOW there again, as this is a good place to advertise our Christmas Sale of Work).

The list for members wishing to sell and who are available for roster will be on the back of the pottery room door shortly.

5th to 20th December (dates to be confirmed) **Christmas Sale of Work** at CAG. More information next news letter.

21st March 2010 - **Gala Day** (probably the same format as last year). More information about this next also in next Newsletter.

Planning and organisation will be underway soon for the 2010 Gala Day. We're looking for and welcome assistance in organising this event. Please contact the CAG office if you you're able to help.

Irene Perry - Shop Treasurer

---

*If you intend to participate in the **Sale of Work** please register your name in the Sale of Work Form as well as your availability to work, on the Sale Roster.*

*Both forms are located on the CAG Gallery Door.*

---

## Members' Exhibition in the CAG Gallery

### Artist of the Month

Maggie Smith

Works on display  
16th Oct - 11 Nov

Read her Artist Profile  
on page 3.

### Trash to Treasure

18 September - 16th October

Featuring works in 2D and 3D  
derived from recycling  
previously used items.

## Upcoming Members' Exhibition in the CAG Gallery

The last of the themed Members' Exhibitions for the year  
— **Forms From Nature** —  
will occur from October 30 to November 27.

So artists, have a look about & find inspiration in your surroundings! Look forward to exhibiting your artworks that explore this theme!

## Artist of the Month

*Maggie Smith*

My first success as an artist came when at 5 years old I won five shillings in the local newspaper's colouring-in contest! After that, although I did various art and craft activities over the next 10 years, it wasn't until I was studying A level art in the UK that a real interest and enthusiasm was aroused. My art teacher, a middle-aged spinster by the name of Miss Beadle, was (incredibly!) madly passionate about Italian Renaissance art and architecture and passed on this love to her three female teenage students. She was also brave enough to take the three of us to London for a long weekend of art gallery and theatre visits.

Later on when I moved to London, I had a fantastic time visiting all the exhibitions, galleries and museums, most of which were free in those days, and living the student life and being short of cash, I sewed most of my clothes on an ancient Singer sewing machine. During this time we had back-packing trips to many parts of Europe, but never Italy. I did some "arty" activities over the years - silver-smithing, textile courses and odds and ends - but with family and work commitments never did anything seriously until many years later my husband was transferred back to Dampier and being temporarily unemployed I started a TAFE art course, which unfortunately I never completed.

Before starting my job I did drawing, painting, art appreciation/art history and textile units with Jean Arnold. Then art went on hold again until my husband retired and we returned to Perth. Since then I fulfilled a great desire and had trips to Italy (breathtaking) including Florence, Assisi, Venice and Rome, and the Spanish cities of Barcelona (oh, Gaudi!), Seville and Granada.

Over the years I've done various workshops - leadlighting, mosaics, dichroic glass and then All Media and acrylics at CAG but it wasn't until I joined Robyn Lowry's class that I was re-inspired and believed that I could actually paint something presentable! Robyn, as well as being a fantastic artist, is such a great and generous teacher and I'm absolutely indebted to her. I'm very much a "colour" person and I still enjoy painting, frustrating though it is, which I do with the Pavilion Painters, but I also like to try to be creative and explore different media - glass-slumping, textile art and even recycled materials. What's next? - maybe 3D. I'm still looking for "my" medium, but I'm just having the best time trying to find it.

---

Know of an artist  
you'd like to see  
demonstrate at  
CAG?

Let us know!

---

Two things I try to  
remember:

**"To think creatively,  
we must be able to  
look afresh at what  
we normally take for  
granted."**

George Kneller (Professor  
of Education Philosophy  
UCLA)

**ART = FUN!**

---

### Artist of the Month

Maggie Smith

Works on display  
16th Oct - 11 Nov

## Art Exhibition & Sale

presented by the Willetton Pavilion Painters  
(as members of the Canning Arts Group)

You are invited to attend the  
Exhibition Preview and enjoy first opportunity to  
purchase Original Artwork on

**Sunday 18th October 2009**  
**2.30pm to 5pm**  
at  
**Canning Arts Centre**  
**72 Riley Road (cnr High Road), Riverton**

Exhibition Times:  
19th - 29th October 2009  
9.30am - 2.30pm, Monday - Friday

for further information contact  
Canning Arts Centre on 9457 9600

### MEET THE ARTISTS:

CHRISTINE A. TAYLOR \* BRENDA TAYLOR  
ISABELLA MIDDLETON \* MAGGIE SMITH \* SUE CLARK  
MELANIE BUTLER \* CHRISTINE ROSS \* SUSSAN SHEPPARD  
KERRY JONES \* RAMON COMTY \* MERILYN BANKS  
IRMA WELLSTEAD

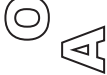
### ...of Interest



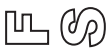
Members are invited to make an offer for CAG ex Office  
Furniture



Cream office desk, approx 160 x 70 cm, two drawers



One lockable two-drawer filing cabinet



Please put your offer, name and contact details in a sealed  
envelope and leave with Penni before 16 October.

**"Colour is the place  
where our brain and  
universe meet"**

*Paul Klee*

**F O R  
S A L E**

Potters Wheel  
and tools.

\$400.00

Contact Camille  
on 9364 9204

### CAG WORKSHOP

#### Wet Bold and Free

Water colour workshop  
with **Laurie Cochrane**

Discover working on large  
sheets of water colour  
paper. Inspire the  
imagination using large  
brushes and bold strokes.  
Medium used will be water  
colour.

#### Saturday

**Nov 7 and 14**

**1.00 - 4.00pm**

Course Cost:

\$60 Member

\$66 Non Member

Cost includes all materials  
used

#### Plein Air Painting with Laurie Cochrane

Inspired by the works of  
Landscape painters,  
students learn the  
principles of design and  
composition and will be  
taught techniques for  
developing landscape  
painting.

Medium used will be water  
colour.

#### Tuesday

**Nov 3, 10, 17 and 24**

**1.00-3.00pm**

Course Cost:

\$70 Member

\$76 Non Member

Cost includes all materials  
used

Book early to avoid  
disappointment, as places  
are limited.

Bookings can be made by  
phone 9457 9600,

Fax 9354 7079

or email

office@canningartswa.org.au

The office is open 9.30am-  
2.30 pm Monday to Friday.

**Workshop must be paid for  
by Wednesday 3 November  
2009.**

No refund for cancellation.



**canning arts group**

72 Riley Road, Cnr High Road

RIVERTON WA 6148

Phone: 08 9457 9600

Fax: 08 9354 7079

Email: [office@canningartswa.org.au](mailto:office@canningartswa.org.au)

Web: [www.canningartswa.org.au](http://www.canningartswa.org.au)



## CHRISTMAS PARTY 09

It's been decided to have our Christmas Party on **Sunday 6 December**, which will hopefully be before things get too hectic.

All sorts of things need to be organised for this event - food, decorating, table settings, raffle, etc - and so **we need volunteers** to do this.

Ramon organised the most fabulous food last year and perhaps he could be persuaded to repeat this. Ramon?

And are there any creative talents lurking who would like to tackle the decorating?

Christine Ross has kindly offered to co-ordinate helpers so please speak to her or leave your name with Penni, who can forward details to Christine.



## Your ART GROUP need YOU in 2010!

Here's your opportunity to be involved in CAG's exciting events and exhibition for 2010.

### **GALA DAY**

CAG is looking for members interested in assisting with planning and organising CAG's 2010 Gala Day.

Contact the office to register your interest to help now as planning will commence soon!

### **CAG Gallery Exhibitions**

Do you have a theme in mind for an exhibition?

CAG is looking for suggestions for members' exhibition for the CAG Gallery's 2010 schedule.

Send your inspiring ideas into the CAG office now.

### **Canning Art Award**

CAG is looking for members interested in assisting with organising the 2010 Canning Art Award.

Contact the office to register your interest to help now as planning will commence soon!

## DATES for your Diary

### **CAG Committee Meeting**

Monday 9th  
October 2009

All members  
Welcome

### **Evening Demonstration**

*Trudi Pollard*  
*Fibre Artist*

Monday 26th  
October 2009  
7.15 pm

### **CAG Gallery**

*Pavillion Painters*  
*Exhibition & Sale of Work*

Sunday 18th  
to  
Thursday 29th  
October 2009

### **Members' Sale of Work**

*Riverton Leisureplex*

Wednesday 16th  
to  
Sunday 22nd  
November 2009