

# Canning Creations



Canning Arts Group

Like us on Facebook



Follow us on Instagram

ISSUE 67

April 2024

Canning Arts Group thanks the City of Canning for its continued support.



This bi-monthly newsletter is distributed to members of the Canning Arts Group, and a limited number of printed copies are available from the office at Canning Arts Centre between 9.30 and 1pm weekdays.

Contributions from members are welcome.

## Committee Roundup

We have just had our AGM on the 5th March and I would like to thank the members of our committee from last year for their work and organizing of events throughout the year. A special thank you to Maggie Smith our secretary who has retired, also Margaret Nash, Andrea Schiavone and Irene Perry.

Our new 2024 committee is

**President :**

Jill Archibald

**Vice President :**

John Guilfoyle

**Secretary :**

Kerry Thorn

**Treasurer :**

Anna Pryczek

**Gallery Coordinator :**

Georgia Lydiate

**Newsletter Editor :**

Chris Goldberg

The committee is Amber Peck, Marie Spires, Chris Taylor, Sue McKenzie and Debbie Brown.

Thank you to our members for taking on these positions to help with the running of the Canning Art Centre.

A big welcome to Jules who has taken over from Fran has been very busy in the office by herself. Katie has been away for 2 weeks with medical problems but is back now and thank you Jules for handling everything in the office so well.

At long last our new kiln should be arriving and hopefully will be installed by the beginning of next term.

I would like members to fill in a survey that the Canning Council has developed -

The Community Strategy Infrastructure. There is a section titled the "Culture and Arts Infrastructure" you will find it on the door in the gallery area. It will also be sent out to you, we need to have as many members as possible reply to them, letting them know what the Canning Art Centre needs (a gallery, larger building etc, also what it means to the members and public to have such a place to come, create and socialize with people.

The more we can promote our Art Centre and what it does for the community, we can only hope the Council will start to see how important that we are to the community.

In the coming weeks the committee will have organized events for the year ahead and there are also workshops that have been organized which Katie has emailed.

We hope the year ahead will have many interesting projects for you to be involved in.

For now I hope everyone has enjoyed their Easter break and is ready for term 2 in a couple of weeks.

**Best Wishes**  
**Cag Committee**





# Coordinators Corner

Hi Members,

Term 1 is complete and what a term it was - with lots of Pottery and Painting classes enjoyed by everyone. It is our wonderful members supporting the classes we provide, that keeps our centre running and able to keep offering such a great selection.

If you haven't already, now is the time to book your Term 2 classes. We are excited to offer a new Hand Building Pottery Class on Monday afternoons from 12.20pm to 3.30pm, with Rebecca Tester - along with all our usual Pottery and Painting classes.

We have some great workshops coming up. Jennine Irving is back with some more Alcohol Ink Workshops, the first of which is coming up on the 20th of April. She will be running a further 3 workshops later in the year. We still have places available in Jill's Raku Workshop in May and we are working on a Pottery workshop with Bernard Kerr for later in the year.

If anyone has any ideas for future classes and workshops, please let the office know. Bookings for classes and workshops can be made online via our website [www.canningarts.wa.org.au](http://www.canningarts.wa.org.au) or please contact the office.

Our fabulous ArtsFun school holiday event is currently running and seems to be a great success. It's always lovely to see everyone's happy smiling faces at the centre. We have plenty of pottery classes on offer including the always popular wheel throwing classes. We also have Cartooning, Still Life Drawing, some fun painting classes - including a Glow In The Dark Puppy painting - and lots of hand building pottery classes. Thank you to all involved.

The next Exhibition in the gallery will be "Life in the Urban Forest". This will run from Monday 8th April until Friday 17th May. Submissions can be delivered to the office before Friday 5th April. This exhibit invites artists to share their perspective of life amongst our living breathing urban forest and the symbolic relationship we have with trees. We look forward to seeing what everyone has to offer.

Membership continues to be strong, and we welcome all newcomers to our fantastic club! There's lots of opportunities for members to make use of the facilities here by coming along to hobby days, taking advantage of all the different classes and workshops on offer and displaying art in the gallery.

For those who are unaware, our Hobby days are as follows:

**Painters**

Tuesday 12.30pm – 3.30pm

Friday 9.30am – 12 midday

**Potters**

Tuesday 9.30am – 3.30pm

**Glassies**

Thursday 9.30am – 3.30pm

That's all from us in the office for this issue.... See you soon!!

*Katie, & Juls!!*





## 2024 CAG Calendar

Monday 1 January	News Years Day
Monday 8 January	Office Opens
Friday 26 January	Australia Day
Monday 5 February – Thursday 28 March	Term 1
Monday 4 March	Labour Day
Friday March 29	Good Friday
Monday 1 April	Easter Monday
Tuesday 2 April – Friday 12 April	April Artsfun
Monday 22 April – Saturday 22 June	Term 2
Thursday 25 April	ANZAC Day
Monday 3 June	WA Day
Monday 1 July – Friday 12 July	July Artsfun
Monday 22 July – Saturday 21 September	Term 3
Monday 23 September	King's Birthday
Tuesday 24 September – Friday 4 October	September October Artsfun
Sat 5 – Sun 6 October	CAGSTOCK!
Monday 7 October – Saturday 30 November	Term 4
Monday 2 – Tuesday 3 December	Centre Clean
Wednesday 4 – Sunday 15 December	Xmas Sale

# *Congratulations to our new Life Members*

MAIMUNAH ABDULLAH

Maimunah has been a member of CAG for over 20 years, having first joined in 1997. She has taught many courses to children and adults over the years -including watercolours, pottery and felting.

She is also an extremely accomplished artist, having exhibited widely including at the prestigious Flora: The Art & Science of the Plant exhibition presented by the Holmes A Court Gallery in conjunction with the Botanical Art Society of Australia.

Maimunah is always one of the first to volunteer when we need members to help with any jobs around CAG or do a demonstration to the public on any Open Days. We are honoured to have Maimunah as a life member.



Maimunah Abdullah, *Crinum*, 2019, Watercolour on paper, 61x46cm.




## CHRIS GOLDBERG

Chris has also been a member of CAG for 14 years, many of which she has spent on the committee both as a member and the editor of our beautiful newsletter. As a committee member, she was instrumental in organising external exhibitions and doing most of the work for our murals. She has also sourced our hanging boards and made each hook individually – a true labour of love!

Chris is also an extremely talented and successful artist - a painter, potter and sculptor - and has won many art prizes for both her 2D and 3D work.

She is a steadfast member, always volunteering and doing jobs, often unnoticed, but which make such a difference to CAG. We are honoured to have Chris as a life member.



## Eco Printing

If you've ever thought you'd like to do something arty on paper or canvas but don't feel confident enough in your drawing or painting abilities then **Spark Your Creativity** may be just the course for you!

During the last term we've let nature do the "drawing" for us and created beautiful images on paper and fabric using cyanotype and eco dyeing techniques, then using the images in collages and on t-shirts

A cyanotype is a monochrome print or image made by placing objects on a pre-prepared light sensitive surface which is then exposed to UV light.


Ecoprinting is a unique dyeing or printing technique that transfers colour from leaves and flowers to another surface (usually fabric or paper). There are many different ways of making ecoprints using different substances and boiling or steaming, but the method we used was the simplest - just using rust, simple household materials and the sun. Alternate layers of papers or fabric and various leaves are either stacked or rolled and then doused or soaked in water to which vinegar, salt and rusty objects have been added. Results vary depending on the leaves used, time of year, fabric, etc. (The iron oxide reacts with the tannins in the plants to give deep charcoal colours. Or if no tannins are present in the plant matter, the iron oxide tends to fix the dye colours, darken the colour or help give greater definition to the print.) Unwrapping your stack or bundle is like Christmas - you never know what you will get!



The developing print (white spots are salt)



Washing the print -  
the blue and white pattern is revealed



Preparing the print





Print made on a t-shirt using a stencil)

In addition to this we also embraced Intuitive Painting which, with the addition of baubles and beads, we turned into hanging storage pockets.



Gum leaves on watercolour paper



Rust dyed fabric bundles

And did I mention that each week we also looked at the work of some very interesting but unusual artists? This really is one of the most interesting and exciting classes you can do! I can't wait for next term.



A 3D collage using eco-dyed paper and recycled copper wire.

PS: Thanks to Maureen (Mo) Lipa, our fabulous tutor, for use of parts of her notes – and also for the memorable pretzel, chocolate and caramel slice for morning tea!


**Maggie Smith**

# From the Gallery ...

As the seasons change, so too does the gallery...

Whilst our 'Scale' exhibition received fewer items than anticipated, we extend our heartfelt thanks to the artists who did submit for this challenging theme.

Our upcoming exhibition, 'Life in the Urban Forest'



coincides with the Western Australian Tree Festival. This festival is a state-wide initiative by local governments to celebrate all things trees in our neighbourhoods and cities. Trees are the pillar to healthy thriving communities, yet they face continuous threat from development, pests, and the misconception that we can survive without them.

Even though Canning has a large regional park at the heart of the city, tree canopy coverage in the Canning area is much lower than other areas of the state. This is a trend that is set to continue as trees in our neighbourhoods vanish as single homes on a ¼ acre blocks surrounded by gardens are converted to multiple homes with little to no green space.

What this means is that when we have hot summers like the one we have just experienced, the temperatures at night are increased due to the thermal heat absorbed in the hard surfaces such as roads and buildings. This summer we had several

heatwaves, and many uncomfortable nights where the temps were above 27 well into the night, this trend too will continue if we don't look after our urban forest.

Our beloved black cockatoos are also affected when trees disappear. You may think that you see more and more of them but sadly that is because their banksia woodlands are also being turned into housing and they are having to seek alternative food sources and nesting locations.



There are local organisations out there such as **Kaarakin Black Cockatoo Conservation Centre** who are working hard to try and protect

these endangered creatures and this month is also the Great Cocky Count, so if you are free on the evening of 14th April sign up to count



<https://birdlife.org.au/events/great-cocky-count/>

There are many things we can do to help our urban forest to grow such as planting a tree, growing some flowers to your garden to help pollinators, even adding a bird bath to your garden, no matter how small, it all adds up and helps the forest to grow.



As artists, we can use our creativity to capture the beauty and promote the wondrous natural gifts we have as we share our perspectives of Life in the Urban Forest, celebrating all the flora and fauna that we share this space with.

'**Life in the Urban Forest**' will run from Monday, 8th April 2024, to Friday, 17th May 2024. The WA Tree Festival runs from 6th April to 5th May.

For more information, please visit:

[www.watreefestival.com.au](http://www.watreefestival.com.au)

## Raku Workshop

For those who have signed up for the Raku workshop, we are wanting to display some of the creations for those unable to attend so keep that in mind before you pack up on the Sunday.

## Time After Time

Polish up your pattern skills and gather your sets—it's time to get repetitive!

From the 20th of May, we will embark on a new theme with 'Time After Time' an exploration of pattern and replication.

We invite all triptychs, diptychs, patterns, and themed submissions.


Potters, this one is right in your "wheelhouse" — think sets, patterns, and carving.

Please have your submissions delivered to the centre by 2 pm on Friday, 17th May.

Thank you all, and we look forward to the creativity and beauty you will bring to these exhibitions and remember to check the gallery calendar if you are seeking inspiration!

## Georgia

REPETITION. PATTERNS AND SETS



TIME AFTER TIME  
TIME AFTER TIME  
TIME AFTER TIME

CANNING ARTS GROUP

20 MAY -  
12 JULY 2024

# Canning Arts Group Gallery Calendar 2024

Exhibit Title	Exhibit Notes	Item Drop off closes	Exhibition Dates
<b>Scale</b>	Dial into your creativity and weigh in on the array of interpretations of this short but versatile word. From proportions & precision, to musical harmonies, rainbows of colour and the protective role it plays in nature. Be part of an exhibition sure to scale new heights!	Thursday, 25 January 2024	Monday, 29 January 2024 to Thursday, 28 March 2024
<b>Life in the Urban Forest</b>	Our city is more than just houses and streets – it is a living, breathing urban forest. Where trees flourish - so do we. We invite artists to consider this symbiotic bond with our silent, leafy friends and share interpretations and observations of our lives amidst this urban forest.	Friday, 5 April 2024	Monday, 8 April 2024 to Friday, 17 May 2024
<b>Time After Time</b>	Rhythms, repetition, and cycles. Through your artistic lens, delve into the essence of patterns, consistency, and growth with a focus on patterns and sets.	Friday, 17 May 2024	Monday, 20 May 2024 to Friday, 12 July 2024
<b>Age</b>	Embrace the beauty of youth and the character of age. Capture rustic charm and weathered resilience through textures and tones. Celebrate the vibrancy of youth in all its hues. Reflect on the stories that unfold with time in life's ever changing phases.	Friday, 12 July 2024	Monday, 15 July 2024 to Friday, 30 August 2024
<b>Out of this World</b>	Unleash your creativity and transport us to worlds unfamiliar. Let your imagination run wild and delve into themes of fantasy, the future, the past, space, magic and abstract.	Friday, 23 August 2024	Monday, 26 August 2024 to Friday, 11 October 2024
<b>Tiny</b>	Does size really matter? How small can you go? The Tiny exhibition challenges you to showcase your creativity within the dimensions of 100x100x100mm  Make every inch count in these petite dimensions.	Friday, 11 October 2024	Monday, 14 October 2024 to Friday, 29 November 2024
<b>Schools Out!</b>	It's time to shine at the Schools Out exhibit. Share what you've crafted, moulded, or painted in classes and workshops over the year. Inspire and be inspired by what others are making.	Friday, 11 October 2024	Monday, 14 October 2024 to Friday, 29 November 2024

# Dates For Your Diary



**Pulse 2024 - April 6 -October 6**

**AGWA**



WA's talented young artists are celebrated in this yearly showcase, gauging the pulse of young people who will influence, empower and shape the world we live in.

The selected works provide a window into young people's private, social and artistic concerns. It is an inspiring, rewarding and insightful look at the world through the minds of our most talented young artists.

This year's exhibition celebrates 32 years and features 60 works by 2023 Year 12 Visual Arts graduates from 36 schools across WA.

The works were selected by a judging panel including Lisa Bowden, Principal Consultant Visual Arts, Department of Education; Bahar Sayed, Associate Curator of Contemporary Art; and Artist Yabini Kickett.

This year The West Australian Pulse artists explore themes of mental health and social pressures, gender and culture, environmentalism and technology.

*I have been to this exhibiton many times and its usually well worth the visit. Pretty inspiring to see what the young people produce.*

Chris Goldberg

# HAPPY 100<sup>th</sup> BIRTHDAY!



Coralie, Carole, Chris and Jill enjoyed a lovely evening celebrating with Henna and her family and friends.




# Travel Tales

A place to share your travels and Public Art you have seen

## Sue Clark

We recently spent some time in Queensland visiting family. We made a trip into the Art Gallery of Queensland to see the Australian art exhibition. These are some of my favourites











While we were in Noosa, we went for a bush walk out to Hell's Gate. It brought back memories of our Cape to Cape walk but it was a lot easier without the 12 kilo backpack. The scenery is beautiful.

## Chris Goldberg

### Riverstone Castle: Oamaru NZ

Riverstone Castle is the creation of Dot and Neil Smith. Surrounded by a lake and set on the Smith's dairy farm behind Riverstone Kitchen. ( An award wining Restaurant run by Dot and Neils son)



The castle is built from local Oamaru stone, and makes for a dramatic backdrop to the rest of the Riverstone complex. Dot's childhood dream to one day live in a castle is now a reality, brought to life by the years she has spent gathering ideas, roaming stately manors, historic gardens and old castles abroad and collecting the individual pieces she has sought to furnish it with. Dot's vision was accomplished with the help of Wanaka architect Sarah Scott and her ever supportive husband Neil.

Mike and I had a look through it at Christmas, and its pretty remarkable what they have achieved. Certainly not to everyones taste, (some what OTT) but you have to admire what attention to detail and the sheer scale of the place. No shoes are allowed on the Italian marble floors, and you are respectfully asked not to take photos inside, apart from a couple of staged areas, ie the tiarias in Dots bedroom which you were allowed to try on and be photographed in..... no I didnt :) but the little girls loved it, and in the entrance there were several helmets etc which the men could pose in. The shower room to the right I simply couldnt resist and snuck a picture, its a mosaic wall in a shower. Having made a table top in the same sized pieces, I have a great appreciation for how long it would have taken to create, it was fabulous.

There is also a dungeon with a tunnel that

leads outside, but the pathway at the exit was



underwater out to path by the surrounding moat but there had been a lot of rain so we weren't able to exit that way.



Double wrought iron gates at the entrance to the draw bridge were also pretty impressive.



The kitchen gardens associated with the Riverstone Restaurant were extensive and the ornamental flower gardens beautiful. Mike and I had lunch in the restaurant (yummy seafood chowder and sourdough bread) before going on the tour of the castle.



Exit from the dungeon circled.





*Whats on your*

Easel/Wheel/Table

**Chris Taylor WIP**



**Christine Ross WIP**



**Pam Bradley WIP**



**Lyn Owen**



**Debbie Brown WIP**



**Jeff Armstrong WIP**



## Chris Goldberg WIP

I still have to write the book titles on the spines in a gold pen, but I'm procrastinating :).....



## Sue Clark

A few little things I have made for my Grandson Jesse and Granddaughter Piper





# Potters Page



*Hobby Day Tuesdays 9-30 to 3pm*

What a busy start on Tuesdays with members working at the Art Centre, so nice to see so many young members joining in and creating some lovely pottery pieces.

Now that the days are cooler, the clay isn't drying out so quickly and it gives you more time to create interesting pieces.

I will be doing a Raku and Pit Firing workshop on the 4th and 5th of May so members that are doing the class should make sure that for the Pit Firing you prepare your pots by either Burnishing them or applying Terra-Sigillata on your pots and polishing them. There is some Terra-Sigillata on the bench above the sink in the pottery room in a margarine container.

When your pot is leather hard apply a coating of the Terra -Sigillata with a brush. Don't have it thick, once it dries get a very soft cloth or a soft Woolies plastic bag and rub it until you get a nice shine on it.

Speak to Rebecca to get your pots fired for you as she has many classes that she is firing pots for and let her know that you need them by the 4th and 5th of May.

Well I look forward to seeing everyone on Hobby day for a chat and some morning tea.

**Cheers Jill**




# Whats on Your Bookshelf



## The Salt Path

by Raynor Winn



Just days after Raynor learns that Moth, her husband of 32 years, is terminally ill, their home and livelihood is taken away. With nothing left and little time, they make the brave and impulsive decision to walk the 630 miles of the sea-swept South West Coast Path, from Somerset

to Dorset, via Devon and Cornwall.

They have almost no money for food or shelter and must carry only the essentials for survival on their backs as they live wild in the ancient, weathered landscape of cliffs, sea and sky. Yet through every step, every encounter, and every test along the way, their walk becomes a remarkable journey.

The Salt Path is an honest and life-affirming true story of coming to terms with grief and the healing power of the natural world. Ultimately, it is a portrayal of home, and how it can be lost, rebuilt, and rediscovered in the most unexpected ways.


(Goodreads)

*A book of love and courage. It made me cry. I can also recommend The Wild Silence and Landlines by the same author.*

**Maggie Smith**

## The Book of Roads & Kingdoms

by Richard Fidler



"A lost imperial city, full of wonder and marvels. An empire that was the largest the world had ever seen, established with astonishing speed. A people obsessed with travel, knowledge and adventure. When Richard Fidler came across the account of Ibn

Fadlan - a tenth-century Arab diplomat who travelled all the way from Baghdad to the cold riverlands of modern-day Russia - he was struck by how modern his voice was, like that of a twenty-first century time-traveller dropped into a medieval wilderness. On further investigation, Fidler discovered this was just one of countless reports from Arab and Persian travellers of their adventures in medieval China, India, Africa and Byzantium.


Put together, he saw these stories formed a crazy quilt picture of a lost world. The Book of Roads & Kingdoms is the story of the medieval wanderers who travelled out to the edges of the known world during Islam's fabled Golden Age; an era when the caliphs of Baghdad presided over a dominion greater than the Roman Empire at its peak, stretching from North Africa to India." (Goodreads)

*I loved this book. The more I read, the more I realised how ignorant I am!*

**Maggie Smith**

## The Unlikely Voyage of the Jack de Crow

by Australian author A J Mackinnon



“Equipped with his cheerful optimism and a pith helmet, this Odysseus in a dinghy takes you with him from the borders of north Wales to the Black Sea -4,900 kilometers over salt and fresh water, under sail, at oars, or at the end of a tow rope - through twelve countries,

282 locks, and numerous trials and adventures, including an encounter with Balkan pirates.” (Goodreads)


*An entertaining read for those of us who love to travel but no longer do, who long for a simpler time and a simpler life.*

## Maggie Smith

### Waking Up

by Sam Harris

More and more people are turning their backs on religion, adopting a secular lifestyle based on our scientific understanding of the world. However, is



it possible that these people—atheists, agnostics, humanists, and those who prefer no labels at all—are leaving something crucial behind? Philosopher and scientist Sam Harris thinks they are. In particular, he argues that those who reject the contemplative aspects of religion when they adopt a secular lifestyle are


missing out on the peace and contentment that comes from seeking transcendental states of consciousness—experiences we normally associate with the realm of spirituality.

*I have to admit I didn't like this one at all. I kept having to reread parts of it to try and understand what he was saying. Basically, he was saying there*

*is only one type of meditation that's any good, and only he and a few others practice it. Too self focussed for my liking.*

## Mrs Winterbottom takes a Gap Year

by Joanna Nell



Husband and wife GPs Alan and Heather Winterbottom have worked side by side in their idyllic rural practice for over forty years but now they've decided to hang up their stethoscopes and retire. Joy! Celebration! Or not . . . Heather dreams of exploring the Greek Islands, of escaping the shackles of her routine life and embracing an exciting new adventure.

Alan dreams of growing his own vegetables.

When things come to a head at a family lunch, Heather announces that she has decided to take a year off. From her old life, from her marriage - from Alan. Alone in beautiful Greece, Heather embarks on her very own odyssey - complete with unforgettable experiences, pitfalls and temptations. But could what's waiting for her back in Netherwood be Heather's biggest adventure yet?

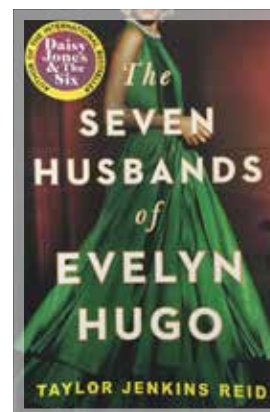
( Goodreads)

*This was a lovely story. One I think a lot of retirees can relate to.* **Sue Clark**

## The Seven Husbands of Evelyn Hugo

by Taylor Jenkins Reid

Aging and reclusive Hollywood movie icon Evelyn Hugo is finally ready to tell the truth about her glamorous and scandalous life. But when she



chooses unknown magazine reporter Monique Grant for the job, no one is more astounded than Monique herself. Why her? Why now?

Monique is not exactly on top of the world. Her husband has left her, and her professional life is going

nowhere. Regardless of why Evelyn has selected her to write her biography, Monique is determined to use this opportunity to jumpstart her career.

Summoned to Evelyn's luxurious apartment, Monique listens in fascination as the actress tells her story. From making her way to Los Angeles in the 1950s to her decision to leave show business in the '80s, and, of course, the seven husbands along the way, Evelyn unspools a tale of ruthless ambition, unexpected friendship, and a great forbidden love. Monique begins to feel a very real connection to the legendary star, but as Evelyn's story nears its conclusion, it becomes clear that her life intersects with Monique's own in tragic and irreversible ways.

*When we were in Brisbane, staying with our daughter, I finished reading a book and my daughter gave me this one to read. I loved it so much, I've read three more of this author's books. She's a terrific writer and the story flows and maintain your interest throughout. Highly recommend.*

## Sue Clark

### Daisy Jones and The Six

By Taylor Jenkins Reid



Daisy is a girl coming of age in L.A. in the late sixties, sneaking into clubs on the Sunset Strip, sleeping with rock stars, and dreaming of singing at the Whisky a Go Go. The sex and drugs are thrilling, but it's the rock 'n' roll she loves most. By the time she's twenty, her voice

is getting noticed, and she has the kind of heedless beauty that makes people do crazy things.

Also getting noticed is The Six, a band led by the brooding Billy Dunne. On the eve of their first tour, his girlfriend Camila finds out she's pregnant, and with the pressure of impending fatherhood and fame, Billy goes a little wild on the road.

Daisy and Billy cross paths when a producer realizes that the key to supercharged success is to put the two together. What happens next will become

the stuff of legend.


The making of that legend is chronicled in this riveting and unforgettable novel, written as an oral history of one of the biggest bands of the seventies. Taylor Jenkins Reid is a talented writer who takes her work to a new level with Daisy Jones & The Six, brilliantly capturing a place and time in an utterly distinctive voice. ( Goodreads)

*This has been turned into a series for prime video. It's been written like it's the script for a documentary which is a great way to include a lot of characters and see things from different points of view.*

## Sue Clark

### Maybe in Another Life

by Taylor Jenkins Reid



At the age of twenty-nine, Hannah Martin still has no idea what she wants to do with her life. She has lived in six different cities and held countless meaningless jobs since graduating college. On the heels of leaving yet another city, Hannah moves back to her hometown of Los Angeles

and takes up residence in her best friend Gabby's guestroom. Shortly after getting back to town, Hannah goes out to a bar one night with Gabby and meets up with her high school boyfriend, Ethan.

Just after midnight, Gabby asks Hannah if she's ready to go. A moment later, Ethan offers to give her a ride later if she wants to stay. Hannah hesitates. What happens if she leaves with Gabby? What happens if she leaves with Ethan?

In concurrent storylines, Hannah lives out the effects of each decision.

*Another great read from this author. It's written as a sliding doors story with two possibilities running side by side. Cleverly written.*

## Sue Clark



# Recipe Corner

Yes cooking IS an art form

This is a place to share your favourite recipes

## Sour Dough Focaccia



### Ingredients

100 g Sourdough starter active and bubbly  
400 g Water can increase or decrease by 30g if desired

500 g Bread Flour

10 g Salt

### For the topping

30 g Olive Oil

10 g Sea Salt

1 tbsp Rosemary Leaves Fresh or dried

Or whatever else you like

1. Weigh out your sourdough starter and water into a large bowl. Mix the water and starter together briefly.
2. Then add flour and salt and mix whole lot together until it forms a sticky dough. You don't want any dry flour left at all. You can use a dough scraper or Danish dough whisk for this process.
3. Cover your bowl with cling film and let it sit for around 1 hour.
4. After the dough has been through autolyse you need to bring it together into a ball. Work your way around the bowl, grabbing the dough from the outside, stretching it up and over itself, into the centre. You should feel the dough strengthen as you do this. It doesn't have to be perfectly smooth or tight, just work around the bowl stretching and folding (around 10 - 15 times is perfect).
5. Now you want to leave your dough to ferment. Cover it with plastic wrap and leave it alone to double.
6. Once the dough has doubled you need to shape the dough. Shaping focaccia is super simple (and absolutely forgiving).
7. Use a dough scraper to gently ease the dough into a lined baking tray or cast iron skillet. Rub your hands with a little olive oil and gently pull the dough out to fill the tray. Again it doesn't have to be perfect as it will naturally fill the tray as it proofs.

Let your dough rise again (proof). Leave it until it's spread out and filled the tray. It will be puffy and pillowy ... you might even have some gorgeous bubbles popping up.

Once the dough has filled the tray and is looking puffy and full of volume, you need to dimple the dough and add the toppings. Pour olive oil over the top of the dough and then push your finger tips into the dough to create dimples. You might see some bubbles pop up as you do this.

Now sprinkle with sea salt and rosemary. Preheat the oven to 200C (392F).

Bake for 30 minutes at 200C (392F) or until golden brown.

### **( The Pantry Mama )**

You can see the bubbles in the proofed bread before its baked.



### **Making a sourdough starter**

Its not difficult, but it is a process, like any bread making I guess. If anyone would like to have a go at making a sourdough starter, go here,

**<https://www.theperfectloaf.com/7-easy-steps-making-incredible-sourdough-starter-scratch/>**

- I believe you buy a dehydrated stater form some speciality stores
- or I can give you some, :) I made one a couple of months ago.
- There is a wealth of information available on-line if you are interesting in trying your hand at this very old bread making process (<1500BC)

### **Chris Goldberg**

# Resources for Artists

Don't forget our Canning Arts Library situated in the metal cupboards in the painters hall and the bookcase just outside the pottery area. These are there for your use, simply put your name in the book provided if you would like to borrow one.

NB All the links below are live, so if you are reading this on a tablet or computer, just click on them and Acrobat will ask for permission to go there.

If anyone has other links they think may be of value to our members, email me and I will include next time.

Chris Goldberg

## <http://www.artsource.net.au>

Established in 1986, Artsource is the peak membership body for visual artists in Western Australia. Their purpose is to engage with and support Western Australian visual artists with practical, affordable and relevant services.

## <https://www.artistsnetwork.com>

Subscription based, live stream or purchase training videos, magazines, and books in all mediums

## <http://www.wetcanvas.com>

The largest community for visual artists on the Internet!. It is comprised of artists of all levels, ranging from Sunday painters to artists who exhibit in some of the finest galleries in the world. Whether your interests lie in learning new techniques, experimenting with alternative or cross-over mediums, gaining critiques from fellow artists, or getting the scoop on exciting new industry products, WC has something for you, including a full online library of reference images.

## <https://www.pmp-art.com>

Paint My Photo (PMP) is a social networking site dedicated to sharing photos for artistic inspiration without fear of infringing copyright, something we all need to be aware of if we intend selling our work.

## <https://www.nma.art>

Subscription based. Learn from the world's top artists in a variety of styles and approaches, with a focus on foundation. Unlimited streaming courses means you can learn anywhere, anytime, no matter how busy your schedule. With streaming plans starting at US\$35/month.

## <https://brightlightfineart.com>

Subscription based. Fine Art Drawing and Painting Classes, by David Leffel, Sherrie McGraw, Jacqueline Kamin & Stacy Kamin

## <http://www.fitzroystretches.com/>

Art supplies, east coast but with free shipping, and if you want to make your own canvases, this is a good place to buy stretchers.

## <https://www.oxlades.com.au/>

Art supplies. Perth

## <http://www.hukendall.com.au/>

Art Supplies. Perth

## <https://www.jacksons.com.au/stores>

Art supplies. Perth

<https://thepottersmarket.com.au/>

Based in Stockdale Rd, O'Connor-Pottery Supplies, Raw materials, clay, tools and equipment, firing services

<https://pottersonline.com.au/index.html>

The Australian Ceramic Art & Pottery resource network

<http://ceramicartsdaily.org>

Subscription based, live stream instruction videos, buy videos

<http://www.claytimes.com>

Ceramic Art Trends, Tools, and Techniques for Potters Worldwide

<http://keaneceramics.com.au>

Keane Ceramics is one of the country's largest clay producers, suppliers and online retailer of our renowned clay range, pottery equipment, raw materials, tools and the Australian official distribution agent for Amaco.

<https://www.ceramicartswa.asn.au/>

Established in 1993, the Ceramic Arts Association of WA (CAAWA) is a not for profit organisation run by members supporting the ceramics community in Western Australia. They aim to connect and promote all aspects of hand made pottery and ceramic sculpture.

<http://www.clayworksaustralia.com/>

Sell clay, brushes, hand tools, raw materials, equipment new and used, colours, glazes, decorating items.

<http://walkerceramics.com.au/>

Manufacturers of Australian clays and glazes by Walker Ceramics, Feeneys Clay and Cesco.

<https://keaneceramics.com.au/>

Keane Ceramics is one of the country's largest clay producers, suppliers and online retailer of our renown clay range, pottery equipment, raw materials, tools and the Australian official distribution agent for Amaco.

<https://www.youtube.com/index>

Too much here to list, but just enter your area of interest in the search field and you will be inundated with videos to watch, some better than others, but a wealth of information.

<https://perthartglass.com.au>

Perth Art Glass online store

<https://www.etsy.com/au/c/art-and-collectibles?ref=catnav-66>

Etsy -To see what other artists are selling

<https://www.artslaw.com.au/>

Arts Law service - Your legal rights as an artist

<http://pixabay.com>

A source of reference images, free of copyright. Remember to read the fine print re usage rights.

<http://unsplash.com>

A source of reference images, free of copyright. Remember to read the fine print re usage rights.

<https://www.template maker.nl/en/shallowbox/>



# ***THE BOX MAN***

8 Karratha St, Welshpool

(08) 9351 8111

[www.theboxman.com.au](http://www.theboxman.com.au)

Stock a range of generic sized "Heavy Duty" Art Boxes suitable for shipping locally and abroad.

They also do a run of custom made picture cartons daily, which if ordered by noon will be available for collection noon the following day.



## **PERTH ART GLASS**

311 Stock Rd O'CONNOR WA 6163

Tel: +61-8-9314 5811

Shop Online: [www.perthartglass.com.au](http://www.perthartglass.com.au)

DISTRIBUTORS OF SPECIALTY GLASS & GLAZING PRODUCTS, ARTISTS IN GLASS

Our members receive discount on full sheets of glass and some other supplies from Perth Art Glass (but not hobby squares).

**MASTER PICTURE FRAMERS  
GALLERY**

**BLAIR BUCKINGHAM**  
PROPRIETOR

UNIT 1/1397 ALBANY HIGHWAY  
CANNINGTON 6107

PH: 9350 5121 FAX: 9350 5101

[bmb@masterframers.com.au](mailto:bmb@masterframers.com.au)

Many of our CAG artists use Master Picture Framers, Blair does an great job and is able to advise on suitable framing options for your precious work. Convenient location opposite Carousel Shopping Centre.

# *A Warm Welcome to our new members*

*As a member of Canning Arts, you join a group of enthusiastic artists, including potters, painters, glass artists, printmakers, textile artists and more! You will also enjoy discounted classes and workshops and use of the facilities and equipment at the Centre.*

*Members also have the unique opportunity to enter their artwork in Members' Exhibitions in the Centre Gallery and to display and sell work in various sales that are held throughout the year at community venues.*

## **Club Keyholders**

Jill Archibald 0407 995 649 | Fran Fishlock 0406 511 006 | Trish Ray 0434 556 453



Scan with your phone camera to link to our Instagram page.



72 Riley Road, Cnr High Road  
RIVERTON WA 6148  
Phone: 08 9457 9600  
Fax: 08 9354 7079  
Email: [office@canningartswa.org.au](mailto:office@canningartswa.org.au)  
Web: [www.canningartswa.org.au](http://www.canningartswa.org.au)



This Newsletter  
is kindly printed by the  
Office of Sam Lim  
MP, Federal Member for Tangney