

Canning Creations



Canning Arts Group

Like us on Facebook



Follow us on Instagram

ISSUE 58

Sept / Oct 2022

Canning Arts Group thanks the City of Canning for its continued support.



This bi-monthly newsletter is distributed to members of the Canning Arts Group, and a limited number of printed copies are available from the office at Canning Arts Centre between 9.30 and 1pm weekdays.

Contributions from members are welcome.

Committee Roundup

Well, it seems winter is over and spring is here (fingers crossed!) The committee is refreshed and has been busy organising a number of events. It's the busiest time of year for us and there's lots of action coming up. At the time of writing the committee is organising our assistance with the Canning Art Awards, CAGstock, the Southlands Sale, Mundaring Arts Open Studios bus trip, (not the) Melbourne Cup Lunch, a possible pop-up shop at Stockland Riverton, CAG's extra long Christmas Sale and the Christmas Party!

Thank you to everyone who has helped with the Canning Art Awards, particularly the "hangers" (you know who you are) who spent a whole day of the long weekend displaying

the entries at the Library. It's a great way to be involved in your local arts community and, at the same time, contribute to fundraising for CAG. Let's hope we had some winners among our members.

For our (not the) Melbourne Cup Lunch we are doing something a little different, with a prize to the value of \$50 for the most creative fascinator or hat, and a similar prize for our Gallery display featuring Animals. Everyone can display as many animal-themed items as they like (space permitting) but only one can be entered for the competition. The winner will be the "People's Choice". So it's time to get busy creating a fascinator or hat and animal art for the gallery. The Coordinators

have now linked our Facebook and Instagram pages and we will be promoting our display on social media. CAG is also working towards a revamped website with on-line shopping.

As you can see we have a lot going on. We started the year with a full committee of 13 but unfortunately have lost two members because of ill-health and relocation to Queensland. The Rules allow for the replacement of committee members so if you would like to join us, even for a few months, please contact a committee member: John Guilfoyle, Jill Archibald, Anna Pryczek, Maggie Smith, Fran Fishlock, Chris Goldberg, Glenys Lightbody, Marg Nash, Irene Perry, Katie Ross and Andrea Schiavone. Even if you don't actually want to join the committee we are always grateful for hands-on help.

Our Christmas Party, scheduled for Saturday 10 December will also be a bit different from usual. For the past few years CAG has fully funded the Christmas Party. This year we thought, with escalating costs, we should be more prudent with CAG's funds. We had thought of reverting to the practice of a few years ago when members paid a contribution, but we decided, because life has become more expensive for everyone, that we would have a "bring-a-plate" Christmas Party. What is important is gathering together, catching up with friends and celebrating another successful CAG year.

On that note, if there is anyone who would like the challenge of doing table decorations, etc, please put your hand up! We're creative people – we should be able to come up with something really eye-catching.

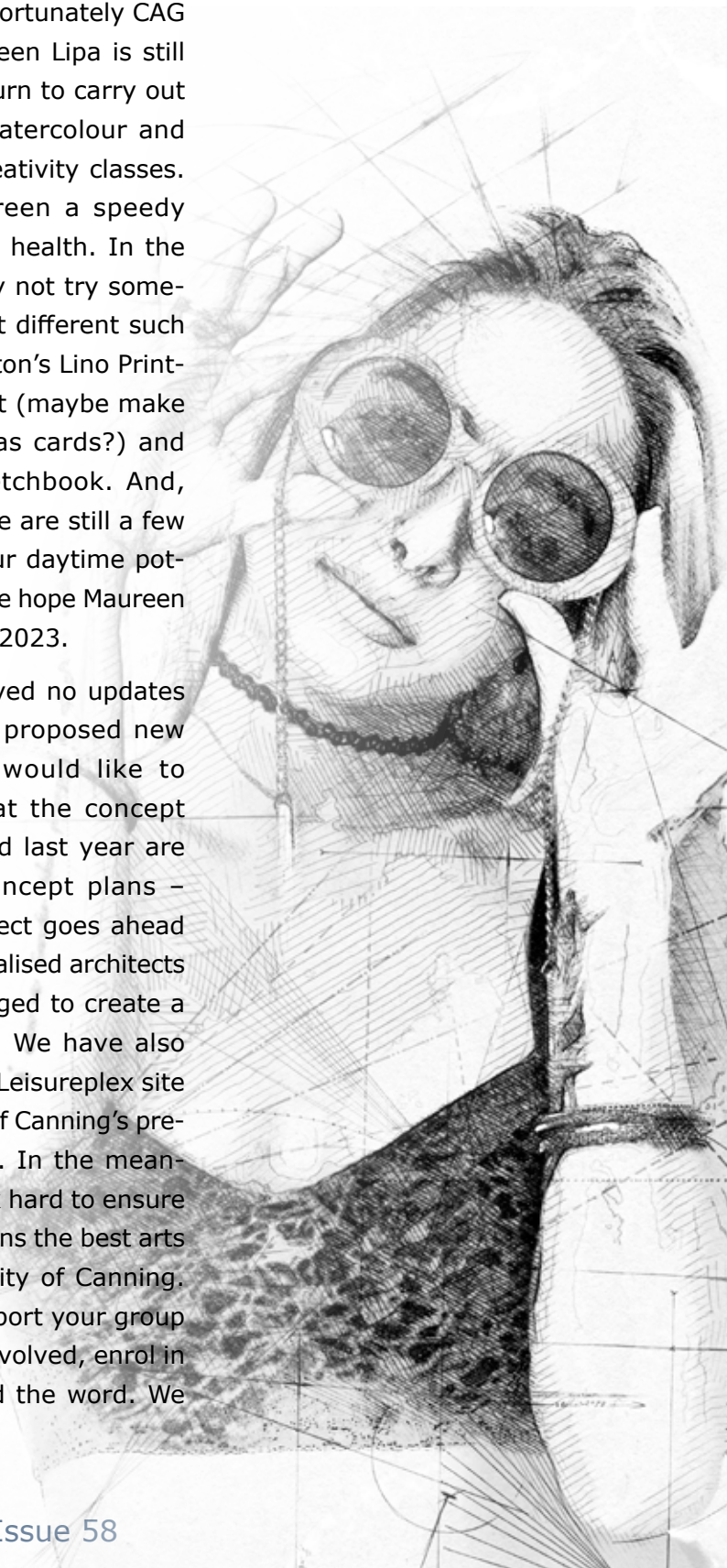
Our coordinators have been very busy organising some different classes and workshops for Term 4. Unfortunately CAG favourite Maureen Lipa is still not able to return to carry out her popular Watercolour and Spark your Creativity classes. We wish Maureen a speedy return to good health. In the meantime, why not try something a little bit different such as Bridget Seaton's Lino Printing with a Twist (maybe make some Christmas cards?) and Accordion Sketchbook. And, unusually, there are still a few vacancies in our daytime pottery classes. We hope Maureen will be back in 2023.

We have received no updates regarding our proposed new building. We would like to emphasise that the concept plans circulated last year are just that – concept plans – and if the project goes ahead a team of specialised architects would be engaged to create a proper design. We have also heard that the Leisureplex site is still the City of Canning's preferred location. In the meantime, let's work hard to ensure that CAG remains the best arts group in the City of Canning. So, please support your group – be actively involved, enrol in classes, spread the word. We

have fabulous facilities so let's utilise them to the max.

We hope you have an enjoyable time creating all those items for our forthcoming sales and Christmas presents.

CAG Committee





Coordinators Corner

Hello Members,

I hope you are all enjoying the gorgeous weather we are having this week. It's a beautiful day at the Art Centre!

Right now, we are in the middle of Artsfun so the center is buzzing with lots of excited children enjoying their art. Almost 200 children will have passed through the doors by the end of the program which is fabulous!

We are always on the look out for new tutors for Artsfun so if any member is interested in running a class or 2, then please contact the office. You will need your Working with Children Card.

Term 4 classes for both adults and children will be commencing shortly. We have a total of 25 classes scheduled and 5 workshops.

The 5 workshops scheduled for this term, being Accordion Sketchbook & Plein Air Painting, The Paper Clay Masterclass, Demistify Colour Workshop, Raku & Pit Firing and Lino Printing with a Twist. Please head to www.canningartswa.org.au to book.

Key dates/reminders for your diaries on following page....

Thank you to our wonderful committee for all you have done this year. Your work is very much appreciated!

Thank you also to all others that have helped throughout the year. The fantastic assistance offered by our members, however small the job, all helps our group run smoothly.

TO ALL MEMBERS

Our committee has been very busy this year and it has at times been a struggle to run all the activities we usually offer. Please think about joining the committee for 2023! We do need you!

And lastly, Keep on being Arty and enjoying our fantastic facilities! It's a pleasure to work in the office and see you all enjoying your art.

Fran and Katie

Dates For Your Diary



Southlands Sale

Sunday 23rd October to Sunday 30th October.
Remember to put your name on the door if you wish to take part!

(not the) Melbourne Cup

1st November

Centre Clean Up

28th & 29th November

Christmas Sale of Work

Set up 30th November & 1st December

Running from Friday 2nd December

Christmas Party

10th December

2022 Membership renewals

Will open November/December. An email will be sent reminding you to renew closer to the time.

Centre closure

Our centre will be closing on the 16th December. Members are to contact the key holders for access over the Christmas period.

Trish Ray – 0434 556 453,

Jill Archibald – 0407 995 649,

Fran Fishlock – 0406 511 006



Travel Tales

A place to share your travels and Public Art you have seen

Blossom Festival Art Exhibition Alexandra NZ

I am currently in Alexandra NZ which is one of the major stone fruit growing regions in NZ. Every spring when all the fruit trees blossom they hold a festival/parade with floats etc, its a pretty big deal for the small town of approx 5,500 people, people come from all over Otago and Southland, and the local art society also holds its annual exhibition. They kindly let me take photos when I explained where I was from, despite there being a sign on the wall to the contrary.

It was nice little exhibition, varying levels of skill and a lot of landscapes as you would expect.

The painting to the right is typical of the high country around Alexandra, fairly arid and barren.

The winnng entry really stood out.



Chris Goldberg





Hidden in Plain Sight
Gairma Campbell
\$4700

BLOSSOM FESTIVAL
ART EXHIBITION 2022
PREMIER AWARD
Gairma Campbell
ART

PREMIER AWARD
PROUDLY SPONSORED BY
Duncan Anderson
DENTAL SURGEONS LTD
AND
Tall Poppy








CAGS TOOK











Whats in myGarden/Community

A place to share what's growing in, residents/visitors to, or art in your garden

Spring in Alexandra, Central Otago NZ



Ornamental flowering cherry trees

Its about 35 years since I have seen spring in Central Otago, and whilst a lot of it happened in the two weeks I was recently back in Australia, there is still some around. The area is known for its stone fruit growing so the orchards are a picture when they are in flower.



Ornamental flowering cherry tree



Alexandra bridge over the Clutha river. Its banks are lined with willows which are a very pretty green when they come back into leaf.






Spring foliage against the backdrop of evergreens.



NZ toi toi grass in flower.



Maggie Smith

My garden revamp: April - September. Everlastings are just coming into flower.



Lietta Jacobs





Spring at Araluen

At the beginning of September we headed up to Araluen to see the Tulips, it was a lovely sunny day, perfect. I had been there years ago but the Tulips were towards the end of their flowering and petals were falling.

When we were approaching Araluen there were quite a lot of wild flowers blooming on our walk up towards the Tulips. They were beautiful, all standing to attention and looking spectacular in all their bright colours of red, yellow, orange and all the other beautiful colours. We had a lovely morning walking through the gardens looking at the different varieties. We finished with scones and hot chocolate at the cafe, delicious.

Jill Archibald



Whats on your

Easel/Wheel/Table


Christine Ross WIP



Karen Ball WIP



Jeff Armstrong WIP



Colin Muscroft WIP



Sue Clarke

I made this little romper for our granddaughter, Piper.



Margaret Colyer

Experiments in mark making and composition.



I did a six week pottery course with our daughter, Julie. I was really happy with what I made and loved the process of potting. The chats Julie and I had in the car on the way there and home again made the course even more special.



Gill Plowman WIP



Janette Pryor WIP




Marian Mouttet WIP

Early Morning in Eagle Bay

Its very nearly finished. Just a couple of highlights to add to the sea I think, and a couple of other fix ups. Oil on canvas, the original photo was taken by me in June this year. Must admit I did photoshop the pelican in .



Pam Bradley WIP



Irene Perry

I'm working on this series - watercolour & fine art pens on A4 watercolour paper.

They're intuitively painted - sort of planned- but only the colours & a rough idea of what shapes.

After they're dry I spend time looking at them - just getting the feel of what I want to do on them - so they slowly evolve. My daughter says I'm practicing "mindfulness" - it seems everything seems to be labelled nowadays!!! Whatever, it is it's very easy to lose yourself in what you're doing.

I'm still working on the last one.



Keeping a Sketchbook


A sketch book can be anything you want it to be. It is a safe space where you can get things wrong, to fail, and try again, no one needs see it, unless you want them to, it is a private space just for you with a cover.

It can be a place to

- Practise drawing
- Solve problems
- Develop new ideas
- Practice markmaking
- Develop composition
- Design new forms
- Experiment with colour, tone
- Try new materials and mediums.
- Move out of your comfort zone.

For me it mainly a place to practice drawing and since I am currently away from my usual mediums of oil paint and more recently clay, I have returned to sketching. These are just rough and done in a very small sketchbook, 100mm x 150mm. A few may eventually be developed into paintings.

Chris Goldberg





Canning Art Award 2022



Judges



Some of our hangers at work



Jill Archibald





Opening night photos courtesy of
Mayor Patrick Hall





Potters Page

Hobby Day Tuesdays 9-30 TO 3pm

It's a busy time in October with Cagstock, Exhibitions, sales coming up at Stocklands and Xmas on the way.

The Art Centre has been very busy on Hobby Day with everyone doing their projects and there have been so many workshops over the last few months giving members different techniques and clays to try out. Glenys is into her paper clay making interesting pieces after doing her Graeme Hay workshop and there will be another workshop of Graeme's coming up this month.

It is good to see new faces appearing at the Art Centre, don't forget that you have to be a member to come on Tuesdays and it is not for students to come and finish off their work from classes.

It's a members day to socialize and catch up with everyone as well as enjoying morning tea and playing with what ever material we use for our enjoyment.

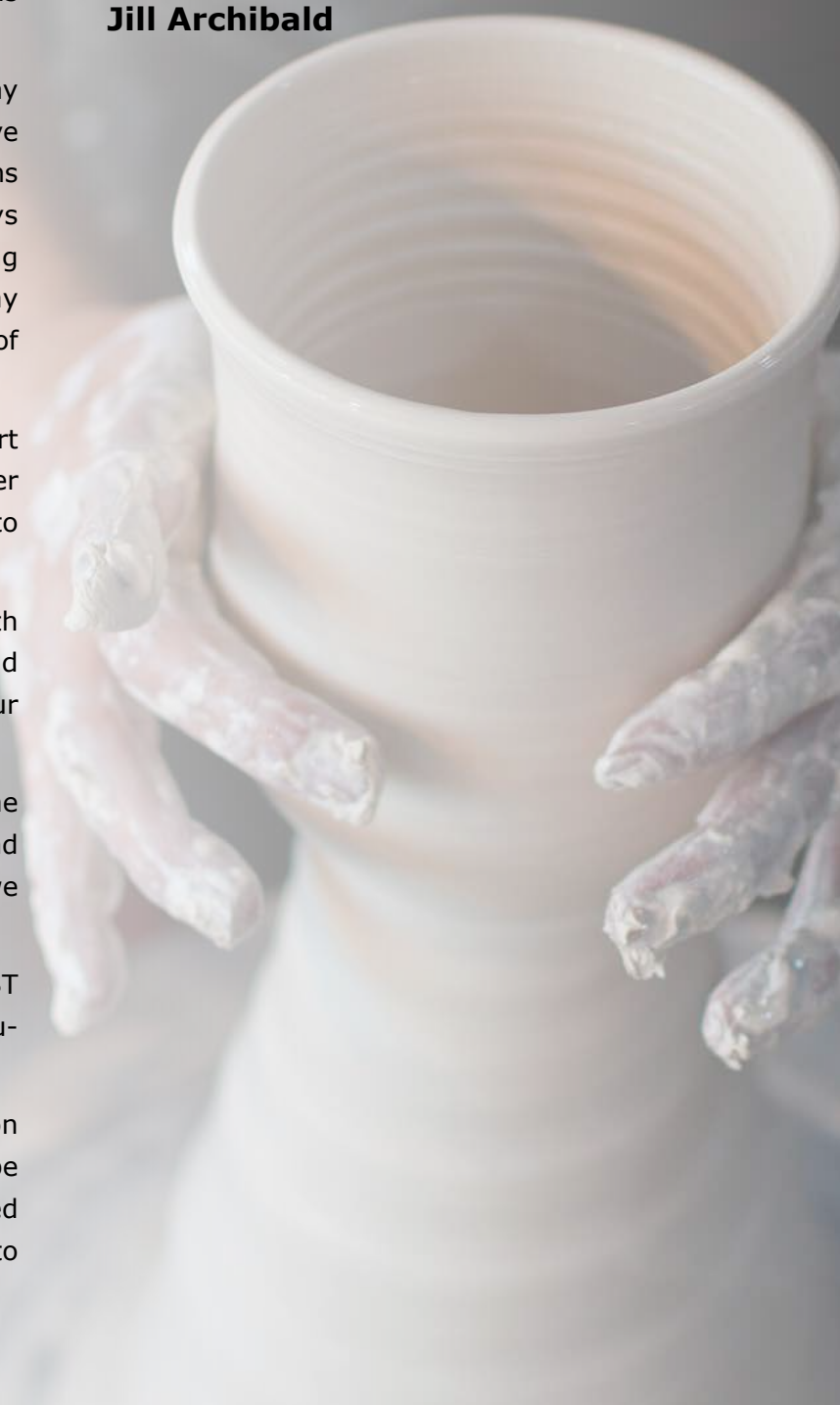
We have a bus trip coming up so get your name down for an enjoyable day of chatting, eating and absorbing all the wonderful Art and Culture we have in the hills with the Open Studios.

We will be leaving the Art Centre at THE LATEST 9-15am so don't be late as we have lots of Studios to visit.

We are having a clean up down the Art Centre on Tuesday the 11th of October at 9am. There will be a skip bin, and the plan is to get rubbish cleaned up down at the back area. If anyone has time to help it would be appreciated.

At last the sun is shining and the gardens are all starting to bloom, it is lovely being outside again. See you at the Art Centre on Tuesday's.

Jill Archibald





A wonderful picture of our children's pottery tutor Lynne Carlin with some of her students work. Lynne teaches pottery to children on Saturday morning's here at CAG. Such fantastic work from the student's!"

Wood and Salt Firing Workshop at Cher's

I have had a lovely week of glazing, applying slips and firing pots in Wood and Salt Kilns, Fast Firing Primitive Kiln and Raku and Pit Firing.

We have been very busy, Julie, Marg, Robin and myself. We arrived at Capel on Sunday to begin our Workshop on Monday morning. We began with



professional potter and throws huge large pieces he is a perfectionist.

While all these things were happening, it was continually raining, Cher's house is up a large gravel hill in the heavens and very soon we had mud coming down the hill to where all the kilns and demos were on. The only day it didn't rain was Friday and we were so happy to see the sunshine.

glazing pots for the Wood and Pit Firing at Val's farm,(Val is Cher's sister.)

We stacked the kilns and got it firing, the firing lasts for 2 days, then we headed off to Nannup for the second half of the Workshop where we stayed in a large old house with a wood fire.

We arrived up at Cher's place around 10.30am and again glazed our pots and got them ready for all the different firings, the problem was that the rain started on Monday and by Wednesday up at Cher's place it was blowing a gale and freezing which made it difficult to fire the kilns so it was disappointing.

During the afternoon Ted Secombe had come over from Sydney, a very professional potter, he did throwing and produced a wonderful large plate and bowls using porcelain.

Ted threw pots for the next 3 days we were so lucky to have him there.

Warrick came up from Perth in the afternoon and threw beautiful pots for us, Warrick is a well known





Other workshops were also happening, Cher did a hand building workshop and Mary Wallace did a pit firing workshop. Many people were in Campervans and Caravans up near Chers house, there were about 40 people at the workshop so it was very busy.



Cher has a large entertaining area with a lovely fire which everybody sat near. It was a very social event, with Cher having us all in her house to have drinks and nibbles as well as the delicious meal Helen does for us.



The wood kiln at Cher's could not be fired as it was too wet, so Cher is going to fire it for us and we will pick up the pots from Julie when they are ready.

On Saturday we all headed back to Val's farm at Capel and unloaded the Wood and Salt kiln which fired really well and there were lots of beautiful pots that came out of the firing. We all took pictures, packed our pots then said our goodbyes before heading back to our homes after another wonderful time at Chers Workshop at Nannup. I mustn't forget Cher's other half Peter who was so busy up and down the driveway bringing things back and forth for the firings.

I must also mention Jacky, a lovely potter from Queensland who did talks on glazing materials and glazes, as well as helped with the organizing of glazes when we were applying our glazes and giving us lots of handy hints.

Once again I would like to thank Cher for taking us all into her home for the week and the great hospitality she gives us, hopefully after she has



recovered we will be back again for another great experience of Wood and Salt firing. Also thanks for a fun week with my bunking buddies Julie, Marg and Robin, lots of laughs and good times.

Jill Archibald



Glassies

Irene Perry

One of my recent glass pieces - this was achieved in 3 separate firings. The one with the hole first - if you look at the edge you'll see the glass has white fibre & a metal surround - this is to dam the glass so it spreads inwards. In the second pic the hole has filled in as the thick 12mm glass melts inwards, the last firing the thick glass has flowed to about 6 mm. I might slump it or display it upright in some sort of holder.







Recipe Corner

Yes cooking IS an art form

This is a place to share your favourite recipes

For those of you who like to do things from scratch or when you don't have the ingredient required in your pantry.....

(Place spoon in jar to prevent cracking) Store at room temperarue for several months.

Homemade Buttermilk



Ingredients

- 1 C whole milk
- 2 tbsp white vinegar or 2 tbsp fresh lemon juice

Method

Mix milk and vineagr in a bowl. Let stand at room temp for 15 mins. Milk should start to curdle.

Homemade Ricotta



Ingredients

- 3.5 litres whole milk
- 1/4C lemon juice or white vineagr
- 1 tbsp salt

Method

Line colander with muslin. Sit on top of large bowl to catch the whey, set aside. Pour milk into double boiler. Heat until milk reaches 70c. When temp is reached add lemon juice and salt. Rest for 5 minutes, you will see curds forming. Liquid should be translucent. Rest for a further 5 minutes. Use slotted spoon to skim off curds into the muslin in the colander. Gently pour liquid from pan into lined colander. Pull muslin cloth gently and press to release more whey. Let drain for 1 hour.

Homemade Golden Syrup



Ingredients

- 1.5 C water
- 450gms sugar
- 4 tbsp lemon juice

Method

Stir sugar and water in a saucepan to combine. Bring to the boil. Stir continuously until suagr dis-solves. Once boiling stir in lemon juice, reduce heat to very low and simmer for 40 minutes or until it is a light amber colour. Pour into warm gass jars.

Homemade Condensed Milk



Ingredients

- 1/2 C sugar
- 2 C milk

Method

Place both into a medium pan, stir over medium heat until sugar dissolves, then simmer not stirring

A skin forms after 35 mins, remove this. When the mixture thickens, the colour becomes darker and the volume reduces by half. Remove from heat. Process takes about 45 mins. Sieve milk to make it smooth. Pour into a jar, cool, then refrigerate. Keeps for about 10 days. If the milk doesn't thicken after two hours it means the milk has been under-heated, pour back into pan and reheat.

Homemade Tahini



Ingredients

200g hulled sesame seeds
2tbsp olive oil

Method

Toast seeds in oven until golden, or can be done on stovetop in a pan, do in small quantities so they toast evenly. Watch as they will burn quickly.

Remove from heat. Best to process quickly as oils are easier to extract. Put in a food processor, pulse and scrape down for 2 minutes, adding the oil. Whizz for another 2 minutes, should be a thick consistency. If its not pourable add 1 more tbsp olive oil. It should be a smooth mix, not gritty, use a blender if not smooth enough. Refrigerate for 4-6 weeks in an airtight container.

Preserved Lemons




Quarter lemons lengthways to within 1cm of base. Sprinkle flesh with salt and reshape lemons. Place 2 tbsp salt in a ster-

ilised jar and press lemons to release juice, salt

between layers. Pack lemons in tightly. Cover completely with lemon juice. Leave for 30 days, shake the jar every second day. Remove as many lemons as required, rinse under running water, scoop out and discard the pulp. Chop skin finely as required.

Ras-El-Hanout

(Moroccan Spice, great with lamb)



1 tbsp ground cumin
1 tbsp ground coriander
1 tbsp ground cinnamon
1 tbsp ground turmeric
1/2 tsp mild chilli powder
1 tsp paprika
1 tsp ground ginger
1/2 tsp ground allspice
1/4 tsp ground cloves
1 tsp black pepper
1 tsp salt

Mix all in food processor. Rub into lamb and leave overnight in fridge. Before cooking, pour olive oil over meat and rub in with hands

Tips and Tricks

1. Add yoghurt or buttermilk to lighten cakes
2. 1 tsp milk dripped over top of cake before baking prevents it cracking and helps it rise higher
3. Add baking powder to mashed potatoes 1tsp/4people, potatoes will be light and fluffy.

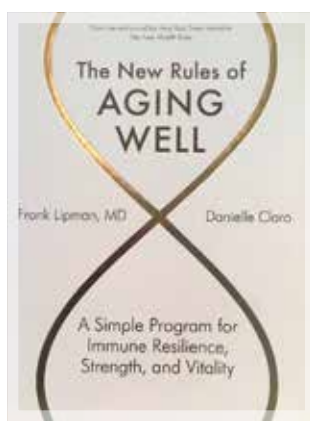
Chris Goldberg

Whats on Your Bookshelf



The New Rules of Aging Well

by Frank Lipman and Dannielle Claro



Basically the author tells us what we already know about good health - eat less, sleep more, cut out sugar, be active, drink more water, drink less alcohol, and have friends. There is also a lot of information about supplements and scientific discoveries regarding good health.

Fascinating explanations of the processes in the body.

Sand Talk

by Tyson Yunkaporta



This remarkable book is about everything from echidnas to evolution, cosmology to cooking, sex and science and spirits to Schrödinger's cat.

Tyson Yunkaporta looks at global systems from an Indigenous perspective. He asks how contemporary life diverges from the pattern of

creation. How does this affect us? How can we do things differently?

Sand Talk provides a template for living. It's about how lines and symbols and shapes can help us


make sense of the world. It's about how we learn and how we remember. It's about talking to everybody and listening carefully. It's about finding different ways to look at things.

Most of all it's about Indigenous thinking, and how it can save the world. (Goodreads)

A friend gave this book to me for my birthday. It was quite a challenging read as it presents a very different way of thinking and I had to reread some parts to fully understand what the author was saying. Very thought provoking.

The Boy from Boomerang Crescent

by Eddie Betts



How does a self-described 'skinny Aboriginal kid' overcome a legacy of family tragedy to become an AFL legend? One thing's for sure: it's not easy. But then, there's always been something special about Eddie Betts.

Betts grew up in Port Lincoln and Kalgoorlie, in environments where the destructive legacies of colonialism – racism, police targeting of Aboriginal people, drug and alcohol misuse, family violence – were sadly normalised. His childhood was defined by family closeness as well as family strife, plus a wonderful freedom that he and his cousins exploited to the full – for better and for worse.

When he made the decision to take his talents across the Nullarbor to Melbourne to chase his

footballing dreams – homesickness be damned – everything changed. Over the ensuing years, Betts became a true giant of the sport: 350-plus games, 600-plus goals, multiple All-Australian nods and Goal of the Year awards, and a league-wide popularity rarely seen in the hyper-tribal AFL.

Along the way, he battled his demons before his turbulent youth settled into responsible maturity. Today, the man the Melbourne tabloids once dubbed 'bad boy Betts' is a dedicated husband and father, a respected community leader and an increasingly outspoken social activist.

Sometimes funny, sometimes tragic and always honest – often laceratingly so – The Boy from Boomerang Crescent is the inspirational life story of a champion, in his own words. Whether he's narrating one of his trademark gravity-defying goals from the pocket, the discrimination he's faced as an Aboriginal person or the birth of his first child, Betts's voice – intelligent, soulful, unpretentious – rings through on every page. (Goodreads)

I read this because I love Eddie Betts, I love AFL, I love autobiographies and Eddie lived in my home town of Kalgoorlie. I know Boomerang Crescent well. It's a great story of how Eddie came to play AFL and it also reveals the racism that he has faced throughout his life. A fabulous read.

Expert

by Roger Kneebone



What could a lacemaker have in common with vascular surgeons? A Savile Row tailor with molecular scientists? A fighter pilot with jazz musicians? At first glance, very little. But Roger Kneebone is the expert on experts, having spent a lifetime finding the connections.

In Expert, he combines his own experiences as a doctor with insights from extraordinary people and cutting-edge research to map out the path we're

all following - from 'doing time' as an Apprentice, to developing your 'voice' and taking on responsibility as a Journeyman, to finally becoming a Master and passing on your skills. As Kneebone shows, although each outcome is different, the journey is always the same.

Whether you're developing a new career, studying a language, learning a musical instrument or simply becoming the person you want to be, this ground-breaking book reveals the path to mastery. (Goodreads)

This book was so interesting. Christopher Peters explains how as we learn we go through stages of being the apprentice, the journeyman and the expert. We can have knowledge but we need experience to be able to use that knowledge effectively. I think all artists can relate to that.

Sue Clarke

Canning *Creations* Classifieds

Free



2 large bags for transporting paintings

1000mm x 700mm with zip. (Jacksons brand) One has a padlock with key. Hardly used.



Timber frame

530 x 490 mm external. Also 'near new'.

Stretcher bars and canvas pliers



Stretcher size assembled is 710mm 460mm internal and 760 x 510mm external. Frame and stretcher pliers have never been used.

Contact: Glenys Lightbody

**email: g.lightbody@gmail.com or
SMS : 0417 913 179**

Resources for Artists

Don't forget our Canning Arts Library situated in the metal cupboards in the painters hall and the bookcase just outside the pottery area. These are there for your use, simply put your name in the book provided if you would like to borrow one.

NB All the links below are live, so if you are reading this on a tablet or computer, just click on them and Acrobat will ask for permission to go there.

If anyone has other links they think may be of value to our members, email me and I will include next time.

Chris Goldberg

<http://www.artsource.net.au>

Established in 1986, Artsource is the peak membership body for visual artists in Western Australia. Their purpose is to engage with and support Western Australian visual artists with practical, affordable and relevant services.

<https://www.artistsnetwork.com>

Subscription based, live stream or purchase training videos, magazines, and books in all mediums

<http://www.wetcanvas.com>

The largest community for visual artists on the Internet!. It is comprised of artists of all levels, ranging from Sunday painters to artists who exhibit in some of the finest galleries in the world. Whether your interests lie in learning new techniques, experimenting with alternative or cross-over mediums, gaining critiques from fellow artists, or getting the scoop on exciting new industry products, WC has something for you, including a full online library of reference images.

<https://www.pmp-art.com>

Paint My Photo (PMP) is a social networking site dedicated to sharing photos for artistic inspiration without fear of infringing copyright, something we all need to be aware of if we intend selling our work.

<https://www.nma.art>

Subscription based. Learn from the world's top artists in a variety of styles and approaches, with a focus on foundation. Unlimited streaming courses means you can learn anywhere, anytime, no matter how busy your schedule. With streaming plans starting at US\$35/month.

<https://brightlightfineart.com>

Subscription based. Fine Art Drawing and Painting Classes, by David Leffel, Sherrie McGraw, Jacqueline Kamin & Stacy Kamin

<http://www.fitzroystretches.com/>

Art supplies, east coast but with free shipping, and if you want to make your own canvases, this is a good place to buy stretchers.

<https://www.oxlades.com.au/>

Art supplies. Perth

<http://www.hukendall.com.au/>

Art Supplies. Perth

<https://www.jacksons.com.au/stores>

Art supplies. Perth

<https://thepottersmarket.com.au/>

Based in Stockdale Rd, O'Connor- Pottery Supplies, Raw materials, clay, tools and equipment, firing services

<https://pottersonline.com.au/index.html>

The Australian Ceramic Art & Pottery resource network

<http://ceramicartsdaily.org>

Subscription based, live stream instruction videos, buy videos

<http://www.claytimes.com>

Ceramic Art Trends, Tools, and Techniques for Potters Worldwide

<http://keaneceramics.com.au>

Keane Ceramics is one of the country's largest clay producers, suppliers and online retailer of our renowned clay range, pottery equipment, raw materials, tools and the Australian official distribution agent for Amaco.

<https://www.ceramicartswa.asn.au/>

Established in 1993, the Ceramic Arts Association of WA (CAAWA) is a not for profit organisation run by members supporting the ceramics community in Western Australia. They aim to connect and promote all aspects of hand made pottery and ceramic sculpture.

<http://www.clayworksaustralia.com/>

Sell clay, brushes, hand tools, raw materials, equipment new and used, colours, glazes, decorating items.

<http://walkerceramics.com.au/>

Manufacturers of Australian clays and glazes by Walker Ceramics, Feeneys Clay and Cesco.

<https://keaneceramics.com.au/>

Keane Ceramics is one of the country's largest clay producers, suppliers and online retailer of our renowned clay range, pottery equipment, raw materials, tools and the Australian official distribution agent for Amaco.

<https://www.youtube.com/index>

Too much here to list, but just enter your area of interest in the search field and you will be inundated with videos to watch, some better than others, but a wealth of information.

<https://perthartglass.com.au>

Perth Art Glass online store -

<https://www.etsy.com/au/c/art-and-collectibles?ref=catnav-66>

Etsy -To see what other artists are selling

<https://www.artslaw.com.au/>

Arts Law service - Your legal rights as an artist

THE BOX MAN

8 Karratha St, Welshpool

(08) 9351 8111

www.theboxman.com.au

Stock a range of generic sized "Heavy Duty" Art Boxes suitable for shipping locally and abroad.

They also do a run of custom made picture cartons daily, which if ordered by noon will be available for collection noon the following day.



PERTH ART GLASS

311 Stock Rd O'CONNOR WA 6163

Tel: +61-8-9314 5811

Shop Online: www.perthartglass.com.au

DISTRIBUTORS OF SPECIALTY GLASS & GLAZING PRODUCTS, ARTISTS IN GLASS

Our members receive discount on full sheets of glass and some other supplies from Perth Art Glass (but not hobby squares).

**MASTER PICTURE FRAMERS
GALLERY**

BLAIR BUCKINGHAM
PROPRIETOR

UNIT 1/1397 ALBANY HIGHWAY
CANNINGTON 6107

PH: 9350 5121 FAX: 9350 5101

bmb@masterframers.com.au

Many of our CAG artists use Master Picture Framers, Blair does an great job and is able to advise on suitable framing options for your precious work. Convenient location opposite Carousel Shopping Centre.

A Warm Welcome to our new members

As a member of Canning Arts, you join a group of enthusiastic artists, including potters, painters, glass artists, printmakers, textile artists and more! You will also enjoy discounted classes and workshops and use of the facilities and equipment at the Centre.

Members also have the unique opportunity to enter their artwork in Members' Exhibitions in the Centre Gallery and to display and sell work in various sales that are held throughout the year at community venues.

Club Keyholders

Jill Archibald	0407 027 277
Fran Fishlock	0406 511 006
Trish Ray	0434 556 453

The Canning Arts Group has received thanks from Army Art for our assistance in their recent successful show which was held at Leeuwin Barracks, East Fremantle.



Scan with your phone camera to link to our Instagram page.



72 Riley Road, Cnr High Road
RIVERTON WA 6148
Phone: 08 9457 9600
Fax: 08 9354 7079
Email: office@canningartswa.org.au
Web: www.canningartswa.org.au



This Newsletter
is kindly printed by the
Office of Sam Lim
MP. Federal Member for Tangney