

Canning Creations



Canning Arts Group

Like us on Facebook



Follow us on Instagram

ISSUE 60

Jan / Feb 2023

Canning Arts Group thanks the City of Canning for its continued support.



This bi-monthly newsletter is distributed to members of the Canning Arts Group, and a limited number of printed copies are available from the office at Canning Arts Centre between 9.30 and 1pm weekdays.

Contributions from members are welcome.

Committee Roundup

As we start our 2023 journey at CAG it's good to also reflect on the year past and the challenges it presented. With so many people choosing to stay at home the challenge for CAG was to remain financially viable while providing interesting and tempting courses in a safe environment. Our Coordinators did an amazing job in achieving these aims.

Fran and Katie have been the dynamic duo in the office and the committee would like to thank them for their innovations and achievements, which have led to another successful year for CAG. They have achieved this despite numerous technical challenges with the phone and internet, including a long internet outage at the end of the year which made it

impossible to organise the planned Summer School. They have investigated new opportunities for generating extra income for CAG and organised a series of workshops for the City of Canning and the Monodelphous Group.

The committee have again been busy providing sales opportunities and social events for members. The Riverton Library has proved to be a rewarding sales venue, with our sales being very well supported by the local community. Another very popular sale was held at Southlands Shopping Centre. Our Christmas Sale was extremely successful this year, the best ever in fact. We attribute this to the amazing quality and variety of work offered for sale by our members and

our first use of the LED sign which was located on the corner of High Road.

As usual, we held our annual weekend for members, commonly known as CAGstock, in October. As well as giving members the opportunity to work and socialise with other like-minded people, some of our members decorated the brown carrier bags for use at our sales.

We had some Melbourne Cup fun in November with a horse-racing game and an animal art competition. Our Christmas Party was a fabulous night for members and their guests who surpassed themselves in providing a variety of accompaniments to the delicious roasts (and beverages!) CAG provided. All these events were free to members.

Jill organised another fabulous Magical Mystery Arts Tour to some of the best Hill's galleries. It was so well-organised we saw pottery, painting, glass-work and more and also managed to fit in lunch at Darlington. Members paid a small fee to cover the cost of the bus hire. Thank you, Jill. We'd all like to know when the next one's going to be!

CAG maintains a strong relationship with the City of Canning. The City continues to assist with funding so CAG can provide arts activities for children, adults and people with disabilities- so necessary for the health and well-being of the community. CAG, as

usual, assisted the City with the organisation of the Canning Art Award. The committee would like to thank all members who took roster spots and helped earn some additional income for CAG. There has been no further information from the City regarding our proposed move to the Leisureplex but the committee will keep members up to date with any news.

Due to prudent financial management our economic position remains strong despite increases in most areas of expenditure, especially in essential insurance cover. This year our Coordinators and the committee will be investigating grant opportunities for the purchase of a new equipment and seeking further ways for CAG to operate in a cost-effective manner while providing affordable options for members.

The committee would like to thank members and our Coordinators for all their hard work during 2022 and for making CAG the special arts community that it is. We thank our retiring committee members –Fran Fishlock and John Guilfoyle, and special thanks to Glenys Lightbody for being our Grants Person and CACUA representative and also Chris Goldberg for editing our beautiful newsletter. Everyone will be relieved to hear that Chris will continue with this role (although not as a committee member).

We recently elected a new committee at our AGM. There are some old ones and some

new ones! Continuing members are Jill Archibald (our new President), Anna Pryczek (Treasurer), Maggie Smith (Secretary), Committee Members Irene Perry, Marg Nash, Katie Lethbridge and Andrea Schiavone. We welcome returning Members Chris Taylor (former long-term Treasurer and Life Member) and Amber Peck (our new Vice-President and former committee member). We give a big welcome to our new Committee Members: Georgia Lydiate, Amber Matthews, Sandra Humphreys and Marie Spires. Did you notice that it's an all-girl committee? Well done, Ladies!

We also welcome a new addition to our office staff: Aleisha will be assisting us for one day a week and will also cover our Coordinators' holidays later in the year. She has lots of office experience and after completing a Bachelor of Biomedical Science is currently studying Medical Imaging.

There will doubtless be new challenges facing us in 2023, but we hope to continue to provide a supportive and stimulating environment for arts activities in these uncertain times.

CAG Committee



Coordinators Corner

Hello Members,

Welcome back to CAG in 2023 😊

It's been a fabulous start to 2023 here at CAG. We've enjoyed seeing everyone for hobby days that restarted again at the beginning of January. As a reminder, our hobby days for members are:

Painters

Tuesday 12.30pm – 3.30pm

Friday 9.30am – 12 midday

Potters

Tuesday 9.30am – 3.30pm

Glassies

Thursday 9.30am – 3.30pm

The coordinators would like to welcome new members to CAG. There's lots of opportunities for new and old members to make use of the facilities here by coming along to hobby days, taking advantage of all the different classes and workshops on offer and displaying art in the gallery.

We would also like to introduce members to a new face at CAG. On Tuesdays, many of you will meet Aleisha in the office. Aleisha is helping out on our very busy Tuesdays at CAG and will also provide some coverage for when one of the Coordinators takes annual leave throughout the year.

Our classes for Term 1 have been really well attended and so thank you to all of our members who are not only learning new art skills and techniques, but are supporting the Canning Arts Group to stay the vibrant arts hub that it is!

If you have any suggestions that you would like to make for classes or workshops that we could run at CAG, please let us know. We are always keen to provide you with the arts opportunities that you want and we are open to new ideas.

We are just starting to plan for the April school holidays Artsfun program and are always on the look out for new tutors for Artsfun so if any members are interested in running a class or 2, then please contact the office. You will need your Working with Children Card.

Finally, we'd like to welcome our new CAG Committee for 2023. We are looking forward to working with the new Committee and it's fabulous to see some new people join the Committee this year.

And lastly, keep on being Arty and enjoying our fantastic facilities! It's a pleasure to work in the office and see you all enjoying your art.

Fran, Katie and Aleisha



Dates For Your Diary



Beverley Art Awards

Entries closing 10 March -

2023 Exhibition Info - Beverley Station Arts

Minnawarra Art Award

Entries closing 13 March 9am

Minnawarra Art Awards - Armadale Arts Festival

Army Art

Entries closing 12 May - Army Art | Facebook

Please note Army Art have a closing date for expression of interest which is the 17 March.

Wanneroo Community Art Award

Entries closing 3 May

CAG Riverton Library Sale

10-18 June. Set up Friday 9 June.

G L A S S
ARTISTS OF WA

EOI for glass exhibition at Mossenson Gallery 2023

Please complete EOI form so we can start organising the exhibition.

click the facebook link for more information.

<https://www.facebook.com/glassartistsWA>



Seeking 3D Artists

for WASA Exhibition & Army Art Exhibitions

West Australian Society of Artists (WASA)

This is a member based exhibition that I have been asked to introduce more

3D artists and artwork into. It is also open to 2D artists.

Go to the website for details - <https://wart.org.au>

Membership fee for 3D artists has been negotiated
take Associate Membership.

Contact me for full details

merilyn11@iprimus.com.au

0421 774 616

Exhibition open from April 14th -16th April

South Perth Community Centre

Opening Night - 14th April

Pull down -16th April

Closing date for entries 27th March

48th Army Art Exhibition

Friday 26th May - Sunday 28th May

Leeuwin Barracks, Riverside Rd, East Fremantle WA

Go to **<https://linktr.ee/armyart>**

and do the EOI

Expression of Interest Close - Friday, 17th March

If your entry is successful, delivery date of artwork is

Saturday May 20th 9am to 1pm at the Drill Hall

The EOI is for both 2D and 3D artists.

email or phone if you have any questions

merilyn11@iprimus.com.au

0421 774 616

I look after the 3D artwork, and another person does the 2D.

Funds raised got to Legacy WA

Merilyn O'Shannessy

Whats on your

Easel/Wheel/Table

Sue Clarke

Here are a few things I've created in my sewing room for our grandson.



Friday Morning Painters



Jeff Armstrong WIP



Janette Pryor WIP



Karen Ball WIP



Marian Mouttet WIP



Lyn Owen WIP



Pam Bradley WIP



Margaret Colyer WIP



**Chris Goldberg
Kent St Weir**

Postcard size, acrylic on watercolor paper.



Potters Page

Hobby Day Tuesdays 9-30 to 3pm

We are well into the New Year and members have been busy through January with being able to use the Art Centre through the break. Working in the air conditioning down the Art Centre at this time of the year is much more comfortable.

I was back last Tuesday and thoroughly enjoyed catching up with everyone and getting back into the pottery and the morning tea. There are lots of new members coming down and joining in this year which is really nice, so come down and get busy making your pottery ready for the sales and exhibitions that will be coming up this year, and to keep our gallery stocked throughout the year.

There are going to be some very interesting pottery workshops coming up for members to choose from throughout the year, so keep checking during the coming months.

I hope to catch up with everyone for morning tea and a chat on Tuesdays.

Cheers Jill



Freeze and Fuse Workshop

with Merilyn O'Shannessey

The Glassies had a fun day recently participating in a Freeze & Fuse Workshop with Merilyn O'Shannessey. This technique allows you to create three-dimensional objects with glass powder (frit).

The frit is mixed with water and then packed it into a mold. The water that rises to the top is blotted off, leaving a thick slurry in the mold that is then frozen. The frozen shape is then placed on the kiln shelf for firing. We were surprised that our frozen creations didn't turn into messy puddles!

Merilyn provided a wide variety of molds for us to try but our favourites were the flowers and fish. The method works best with opaque glass and Merilyn also provided lots of different colours for us to use. The small delicate items we produced could be used for jewellery or incorporated into larger pieces of fused glass.

Maggie Smith



Moulds provided by Merilyn



Moulds being filled



Ready for firing



Finished pieces



Mould Making Workshop

with Merilyn O'Shannessey

Merilyn covered 3 methods of mould making in this informative workshop.

Plaster Silica Moulds

Almost anything can be used to create these moulds, baking moulds, chocolate moulds, silicone moulds, or you can press objects into clay. These are then filled with a plaster silica mix and allowed to set. Moulds or objects must be sprayed with a separator prior to either filling or pressing into clay

Silicone Moulds

These are made using silicone from the hardware store, it must be either acidic or 100% silicone.

It is squeezed into a bowl of water with detergent in it, then kneaded until it becomes slightly firm. It is then formed into a shape appropriate for the object you are moulding, and the object pressed into the silicone. If it is kneaded too long it will start to set and you won't get a good impression.





Fibre Board Moulds

Fibre boards comes in many thickness, names and prices, the thicker it is, the more difficult to cut.

A design is drawn onto the board then cut out using a beveled cut with an exacto knife.

Be careful not to damage the board as the glass will follow whatever is underneath it.



Chris Goldberg



Glassies



Checking out what we're slumping today



Marie Spires & Sue Darby's larger pieces & some of my "pebbles"



Irene Perry



Recipe Corner

Yes cooking IS an art form

This is a place to share your favourite recipes

Sticky Treacle Ginger Lime Cake



Ingredients

- 200g butter
- 200g dark muscovado sugar
- 175g black treacle
- 2 tbsp ginger syrup
- 200ml full-fat milk
- 2 large eggs, beaten
- 325g plain flour
- 1 ½ tsp bicarbonate of soda
- 2 tsp ground ginger
- 75g stem ginger, chopped
- zest 2 limes
- 4 tbsp lime marmalade or lime curd

Icing

- zest 2 limes, plus juice of 1
- 140g icing sugar
- 1 tbsp amber sugar crystals, or 5 sugar cubes

Method

Put the butter, muscovado sugar, treacle and ginger

syrup in a saucepan. Heat for a few mins, stirring occasionally, until the butter has melted and the sugar has dissolved. Set aside to cool for 5 mins. Heat oven to 160C/140C fan. Grease and line the base and sides of a 20cm-deep round cake tin with baking parchment.

Whisk the milk into the butter mixture, then add the eggs and beat well to combine. In a large bowl, mix the flour, bicarb and ground ginger. Pour in the buttery liquid and stir well to combine, Add the stem ginger and lime zest, and stir again.

Pour into the cake tin and bake for 1 hr 15 mins. To check if the cake is cooked, insert a skewer into the centre of the cake – if not cooked return the cake to the oven for a further 10 mins, then check again. Leave to cool in the tin for 10 mins, then transfer to a wire rack to cool completely.

Split the cake into 2 or 3 layers with a long, serrated knife. Spread the lime marmalade or curd between the layers then reassemble.

In a small bowl, mix the lime juice and icing sugar until thick and smooth, adding a little extra icing sugar if it's too runny. Transfer to a sandwich bag, squeeze down into one corner and twist shut, then snip off a tiny bit of the corner. Drizzle in stripes over the cake. Using a pestle and mortar, crush the sugar crystals or cubes, with half the lime zest, to a chunky rubble and scatter over the top of the cake. Finish by sprinkling with the remaining zest. Will keep in a tin for up to 1 week – it tastes great on the day it's made, but even better after a day or two in the tin.

Chris Goldberg

Whats on Your Bookshelf



Daughters of The Dragon

by William Andrews



When twenty-year-old Anna Carlson travels from America to a Korean orphanage to locate her birth mother, she's devastated to learn the woman is already dead. But just when it seems her search is over, a stranger hands her a parcel containing an antique comb—and

an address. That scrap of paper leads Anna to the Seoul apartment of the poor yet elegant Hong Jae-hee. Jae-hee recounts an epic tale that begins with the Japanese occupation of Korea and China during World War II, when more than two hundred thousand Korean women were forced to serve the soldiers as "comfort women." Jae-hee knows the story well—she was one of them. (Goodreads)

It is about the occupation of Korea in WW2 It deals with the Comfort women at that time. I never heard about this history in the war as usually it's from the soldiers viewpoint. The story is told through the Grand Mother to her American Grand Daughter The author researched this story and had to leave some parts out because they were so brutal.

One of my best reads.

Chris Taylor

Big Magic

by Elizabeth Gilbert



Gilbert offers insights into the mysterious nature of inspiration. She asks us to embrace our curiosity and let go of needless suffering. She shows us how to tackle what we most love, and how to face down what we most fear. She discusses the attitudes, approaches, and habits we need in order to live


our most creative lives. Balancing between soulful spirituality and cheerful pragmatism, Gilbert encourages us to uncover the "strange jewels" that are hidden within each of us. Whether we are looking to write a book, make art, find new ways to address challenges in our work, embark on a dream long deferred, or simply infuse our everyday lives with more mindfulness and passion, Big Magic cracks open a world of wonder and joy. (Goodreads)

I read this book a while ago and decided to reread it. It is a great read for creative people as Elizabeth Gilbert gives a lot of good advice and offers new ways of looking at your creativity.

Sue Clarke

Salt and Skin

by Eliza Henry Jones



Grief-stricken and on the verge of a breakdown, Luda Managan and her two teenaged children try to make a home for themselves on a collection of harsh and haunted Scottish islands.

Luda, a photographer, is mesmerised by the extraordinary magic of the islands and soon

finds herself condemned by the local community after publishing images documenting the death of a local child. Alienated, Luda turns her attention to the records from the 17th century island witch-hunts and the fragmented life stories of the executed women. Min, restless and strong, tries to fill up the space in their family left by her father. She soon finds comfort in the depths of the icy North Sea and in an unlikely friendship with the elderly and irreverent local 'witch'. The only thing that beautiful and gifted Darcy cares about is getting marks high enough for entry into university – one very, very far away from his mother.

Until he meets the wild foundling, Theo.

When a tragic accident unleashes ghosts and the echoes of long-ago violence and betrayal into their lives, the Managans are forced to confront the ways that history both hinders us and sets us free.

Drawing on records of the witch trials and folk tales of the northern isles, Salt and Skin is full of tenderness, magic and yearning. (Goodreads)

This story was a bit gloomy and one of the main characters was quite unlikeable, but as the story moved along, it drew me in. The writing was a bit clunky at times and seemed to change as the story unfolded. But I still think about the story and the family involved.

Sue Clarke

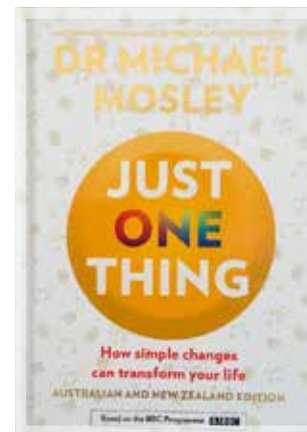
Just One Thing

by Dr Michael Mosely

Based on the popular BBC programme Just One Thing, Dr Michael Mosley shows how changing one small thing in your daily routine can significantly benefit your health.

We all want quick and easy ways to improve our health, but when it comes to diet, fitness and well-

being it can be hard to know where to turn for accurate information. Harder still is finding things that fit into your day.



So what if you were told that standing on one leg can have huge health benefits, a hot shower before bed can help lower your blood pres-

sure, and eating chocolate is good for your heart? These simple things might surprise you - but they really can work.


Dr Mosley explains all of this, and presents many more surprising scientifically proven facts. He's talked to experts and road-tested all his tips to help you find that one small thing that could make a real difference to how you feel every day and, importantly, long into the future. (Amazon)

Dr Mosley offers lots of ways we can improve our health and maintains that just one thing can make a difference. He supports these suggestions with science and a lot of them are things we are aware of; exercise, meditation, drinking water, balance, deep breathing, sun, dancing, reading, counting your blessings. I was thrilled to see that napping and eating chocolate were amongst the ideas.

Sue Clarke

Still Life

by Sarah Winman



Tuscany, 1944: As Allied troops advance and bombs fall around deserted villages, a young English soldier, Ulysses Temper, finds himself in the wine cellar of a deserted villa. There, he has a chance encounter with Evelyn Skinner, a middle-aged art historian who has

come to Italy to salvage paintings from the ruins and recall long-forgotten memories of her own youth. In each other, Ulysses and Evelyn find a kindred spirit amongst the rubble of war-torn Italy, and set off on a course of events that will shape Ulysses's life for the next four decades.

As Ulysses returns home to London, reimmersing himself in his crew at The Stoat and Parrot -- a motley mix of pub crawlers and eccentrics -- he carries his time in Italy with him. And when an unexpected inheritance brings him back to where it all began, Ulysses knows better than to tempt fate, and returns to the Tuscan hills.

With beautiful prose, extraordinary tenderness, and bursts of humor and light, *Still Life* is a sweeping portrait of unforgettable individuals who come together to make a family, and a richly drawn celebration of beauty and love in all its forms.

(Goodreads)

It took me a while to settle into reading this book. The writing is quite old fashioned in a way but once I got used to that, the story was fabulous and so moving. The author presented believable and relatable characters. I was hoping for them all to have a good outcome so I did relate to them. Loved this one.

Sue Clarke

The Wife and the Widow

by Christian White



Set against the backdrop of an eerie island town in the dead of winter, *The Wife and The Widow* is an unsettling thriller told from two perspectives: Kate, a widow whose grief is compounded by what she learns about her dead husband's secret life; and Abby, an island local whose world

is turned upside when she's forced to confront the evidence of her husband's guilt. But nothing on this island is quite as it seems, and only when these women come together can they discover the whole story about the men in their lives. Brilliant and beguiling, *The Wife and The Widow* takes you to a cliff edge and asks the question: how well do we really know the people we love?(Goodreads)

Wow! There is a huge twist in this book which really threw me off at one stage as it was a bit confusing. Once I realised what the author had done, it made the story even more interesting. A great book.

Sue Clarke



Canning *Creations* Classifieds

Swan Care Village Op Shop

I would like to say that my Village op-shop has some art materials and picture frames at a very cheap price.

There are various sizes, some do have paintings in them, but you can take them out.

The prices start on average at **\$4.00** each.

Our Shop is in number **5 Clayden Court**, it is signposted

And for the thrifty, we have clothing at \$2.00 a piece and many more bargains.

Margaret Frew 0490 728 016.

SwanCare Jarrah Road Bentley

Pottery Wheel for Sale

in good working condition. Does need a service. Cost \$300.00.

Watercolour paper & pads & various other art papers

Please call

Henna Stanley on 08 9332 5457 or 0448 219 747 for further information.



Resources for Artists

Don't forget our Canning Arts Library situated in the metal cupboards in the painters hall and the bookcase just outside the pottery area. These are there for your use, simply put your name in the book provided if you would like to borrow one.

NB All the links below are live, so if you are reading this on a tablet or computer, just click on them and Acrobat will ask for permission to go there.

If anyone has other links they think may be of value to our members, email me and I will include next time.

Chris Goldberg

<http://www.artsource.net.au>

Established in 1986, Artsource is the peak membership body for visual artists in Western Australia. Their purpose is to engage with and support Western Australian visual artists with practical, affordable and relevant services.

<https://www.artistsnetwork.com>

Subscription based, live stream or purchase training videos, magazines, and books in all mediums

<http://www.wetcanvas.com>

The largest community for visual artists on the Internet!. It is comprised of artists of all levels, ranging from Sunday painters to artists who exhibit in some of the finest galleries in the world. Whether your interests lie in learning new techniques, experimenting with alternative or cross-over mediums, gaining critiques from fellow artists, or getting the scoop on exciting new industry products, WC has something for you, including a full online library of reference images.

<https://www.pmp-art.com>

Paint My Photo (PMP) is a social networking site dedicated to sharing photos for artistic inspiration without fear of infringing copyright, something we all need to be aware of if we intend selling our work.

<https://www.nma.art>

Subscription based. Learn from the world's top artists in a variety of styles and approaches, with a focus on foundation. Unlimited streaming courses means you can learn anywhere, anytime, no matter how busy your schedule. With streaming plans starting at US\$35/month.

<https://brightlightfineart.com>

Subscription based. Fine Art Drawing and Painting Classes, by David Leffel, Sherrie McGraw, Jacqueline Kamin & Stacy Kamin

<http://www.fitzroystretches.com/>

Art supplies, east coast but with free shipping, and if you want to make your own canvases, this is a good place to buy stretchers.

<https://www.oxlades.com.au/>

Art supplies. Perth

<http://www.hukendall.com.au/>

Art Supplies. Perth

<https://www.jacksons.com.au/stores>

Art supplies. Perth

<https://thepottersmarket.com.au/>

Based in Stockdale Rd, O'Connor-Pottery Supplies, Raw materials, clay, tools and equipment, firing services

<https://pottersonline.com.au/index.html>

The Australian Ceramic Art & Pottery resource network

<http://ceramicartsdaily.org>

Subscription based, live stream instruction videos, buy videos

<http://www.claytimes.com>

Ceramic Art Trends, Tools, and Techniques for Potters Worldwide

<http://keaneceramics.com.au>

Keane Ceramics is one of the country's largest clay producers, suppliers and online retailer of our renowned clay range, pottery equipment, raw materials, tools and the Australian official distribution agent for Amaco.

<https://www.ceramicartswa.asn.au/>

Established in 1993, the Ceramic Arts Association of WA (CAAWA) is a not for profit organisation run by members supporting the ceramics community in Western Australia. They aim to connect and promote all aspects of hand made pottery and ceramic sculpture.

<http://www.clayworksaustralia.com/>

Sell clay, brushes, hand tools, raw materials, equipment new and used, colours, glazes, decorating items.

<http://walkerceramics.com.au/>

Manufacturers of Australian clays and glazes by Walker Ceramics, Feeneys Clay and Cesco.

<https://keaneceramics.com.au/>

Keane Ceramics is one of the country's largest clay producers, suppliers and online retailer of our renown clay range, pottery equipment, raw materials, tools and the Australian official distribution agent for Amaco.

<https://www.youtube.com/index>

Too much here to list, but just enter your area of interest in the search field and you will be inundated with videos to watch, some better than others, but a wealth of information.

<https://perthartglass.com.au>

Perth Art Glass online store

<https://www.etsy.com/au/c/art-and-collectibles?ref=catnav-66>

Etsy -To see what other artists are selling

<https://www.artslaw.com.au/>

Arts Law service - Your legal rights as an artist

THE BOX MAN

8 Karratha St, Welshpool

(08) 9351 8111

www.theboxman.com.au

Stock a range of generic sized "Heavy Duty" Art Boxes suitable for shipping locally and abroad.

They also do a run of custom made picture cartons daily, which if ordered by noon will be available for collection noon the following day.



PERTH ART GLASS

311 Stock Rd O'CONNOR WA 6163

Tel: +61-8-9314 5811

Shop Online: www.perthartglass.com.au

DISTRIBUTORS OF SPECIALTY GLASS & GLAZING PRODUCTS, ARTISTS IN GLASS

Our members receive discount on full sheets of glass and some other supplies from Perth Art Glass (but not hobby squares).

**MASTER PICTURE FRAMERS
GALLERY**

BLAIR BUCKINGHAM
PROPRIETOR

UNIT 1/1397 ALBANY HIGHWAY
CANNINGTON 6107

PH: 9350 5121 FAX: 9350 5101

bmb@masterframers.com.au

Many of our CAG artists use Master Picture Framers, Blair does an great job and is able to advise on suitable framing options for your precious work. Convenient location opposite Carousel Shopping Centre.

A Warm Welcome to our new members

As a member of Canning Arts, you join a group of enthusiastic artists, including potters, painters, glass artists, printmakers, textile artists and more! You will also enjoy discounted classes and workshops and use of the facilities and equipment at the Centre.

Members also have the unique opportunity to enter their artwork in Members' Exhibitions in the Centre Gallery and to display and sell work in various sales that are held throughout the year at community venues.

Club Keyholders

Jill Archibald 0407 995 649

Fran Fishlock 0406 511 006

Trish Ray 0434 556 453



Scan with your phone camera to link to our Instagram page.



72 Riley Road, Cnr High Road
RIVERTON WA 6148
Phone: 08 9457 9600
Fax: 08 9354 7079
Email: office@canningartswa.org.au
Web: www.canningartswa.org.au



This Newsletter
is kindly printed by the
Office of Sam Lim
MP. Federal Member for Tangney