

# Canning Creations



Like us on Facebook



Follow us on Instagram

ISSUE 79

April 2026

Canning Arts Group thanks the City of Canning for its continued support.



This bi-monthly newsletter is distributed to members of the Canning Arts Group, and a limited number of printed copies are available from the office at Canning Arts Centre between 9.30 and 1pm weekdays.

Contributions from members are welcome.

## Committee Roundup

I'm delighted to be working with the new committee for 2026. They're a very dedicated and talented group of people who've really hit the ground running.

CAG grows and develops through the participation of its members, so please do take the opportunity to come and say "Hi" to the committee members and chat to them about what aspects of CAG are important to you.

I'd like to thank Jill for her dedicated and amazing work as President - she's a CAG legend. Thanks also to her for very generously staying on as Vice-President this year to assist us with her wealth of knowledge.

You're sure to have noticed the latest Gallery Shop display which is displaying a beautiful selection of our members' art. I'm always in awe of the talent demonstrated by CAG members.

This lovely arrangement is thanks to organisation by the Gallery Shop Coordinator, Deb Brown, and to dedicated members who have assisted her with the various tasks. Word is spreading out into the community about the Gallery Shop and we are getting an increase in visitors. This showcase of your creativity and skills, at all levels, enhances CAG's reputation for quality course-delivery and makes visitors interested in

becoming a member – both of which contribute to CAG's continued success.

The Office was sad to lose Mio, but has been fortunate to gain Cat. Please say 'Hi' and make her feel welcome. Although she has excellent skills, there's a lot for Cat to study about how CAG specifically works and Juls is very busy showing her the ropes in detail as well as doing her own work. I'm sure you'll assist them both by showing patience and understanding during this busy process.

### **Glenys Lightbody and your Committee**



## **Farewell Narelle**

Narelle has been teaching pottery students, both young and mature for many years at CAG. I have personally attended her class for several of those. and can personally say she has been an endlessly patient, encouraging and inspiring teacher.

I would like to join with Canning Arts Group and its members in wishing her a very happy retirement as she steps down from her teaching role.

Chris Goldberg



# Your 2026 Committee



## Back Row

Marie Spires, Debbie Brown ( Gallery/Shop Coordinator) Chris Goldberg (Newsletter Editor)  
Kerry Thorn, Maggie Smith

## Front Row

Helen Batt (Treasurer) Glenys Lightbody (President) Jill Archibald (Vice President)  
Merrilyn O'Shannessey (Secretary)



## Flower Swap at the AGM

Our President and Secretary exchanging flowers at the AGM. They were both stepping down from their respective roles as President and Secretary.



# Coordinators Corner

**April 2026**

Hi Members,

Well, that went quick! Term 1 is done and dusted, and we are gearing up for Term 2.

Before we get to that, we have our April ArtsFun happening over the school holidays. There are lots of places still available to get the kids inspired, so get in quick and book through the website. It's always such a fun and chaotic time at the Centre, with lots of happy smiling faces. : 😊

Just a reminder that all hobby days continue as normal throughout the school holiday break, so don't forget to pop in for a catch-up, cuppa and some art.

The annual AGM was held on the 3rd of March, and we welcomed some new and returning committee members. We look forward to working closely with them throughout the year ahead.

We held our first bus trip for the year on the 19th of March, which was well attended. The group travelled to Cottesloe Beach for the annual Sculptures by the Sea, had a lovely lunch at Zamia's in Kings Park, and finished in the city at the Perth Art Gallery to see the Pip Drysdale Ceramics exhibition.

You may have met our new coordinator Cat, who commenced with us in February. Juls continues to be in the office Monday to Wednesday and Cat will be here Wednesday to Friday.

That's all from us for this issue...See you all soon!!

Julis & Cat

# HOBBY DAYS

## **Painters**

Tuesday 12.30pm – 3.30pm

Friday 9.30am – 12 midday

## **Potters**

Tuesday 9.30am – 3.30pm

## **Glassies**

Thursday 9.30am – 3.30pm





## 2026 CAG Calendar

Thursday 1 January	News Years Day
Monday 5 January	Office Opens
Monday 26 January	Australia Day
Monday 2 February – Monday 30 March	Term 1
Monday 2 March	Labour Day
Tuesday March – 3 <sup>rd</sup> March	Annual General Meeting
Friday 3 April	Good Friday
Monday 6 April	Easter Monday
Tuesday 7 April – Friday 17 April	April Artsfun
Monday 27 April	ANZAC Day Public Holiday
Monday 4 May – Monday 29 June	Term 2
Monday 1 June	WA Day
Monday 6 July – Friday 17 July	July Artsfun
Monday 27 July – Saturday 19 September	Term 3
To be confirmed	Canning Art Awards
Monday 28 September	King's Birthday
Tuesday 29 September – Friday 9 October	September/October Artsfun
To be confirmed	CAGSTOCK!
Monday 12 October – Saturday 5 December	Term 4
Monday 7 December – to be confirmed	Centre Clean
Wednesday 9 December – Sunday 20 December	Xmas Sale

**SPACED**



# GESTURING TOGETHER

INVITING EMERGING ARTISTS FOR A WEEKEND OF SHARING, COLLABORATION AND CREATIVE EXPLORATION



6-7 JUNE 2026



HILLVIEW INTERCULTURAL COMMUNITY CENTRE, BENTLEY



[BIT.LY/GESTURINGTOGETHER](https://bit.ly/gesturingtogether)



Artists: scan to submit your EOI



**CITY OF CANNING**



*Rebecca Beris*

# *Shared Stories Exhibition*

*6 April - 12 April 2026*

*Opening Night 7 April 5 - 8 pm*

Terrace Greenhouse Gallery  
223 South Terrace,  
South Fremantle WA

A shared collection of  
artworks & photographs,  
exploring place, relationships,  
and lineage

## **Shared Stories Workshops @terracegreenhouse gallery**

### Workshop Dates

Wed. 8 April - Matisse, cutouts  
workshop. 1-3 pm

Thu. 9 April - Van Gogh, Starry Night  
workshop. 1-3 pm (kid-friendly)

Fri. 10 April - Frida Kahlo, portraits  
workshop. 1-3 pm

Sat. 11 April - Paint & Sip evening. 6-8 pm

### Workshop Costs

Adult - \$20

Child - \$15

paint & sip - \$55 per person

To book, email: Rebecca  
artcoursesperth@gmail.com

insta.-@rebecca\_beris\_artist  
facebook-@rebeccaberisartist

*Mia Beris*



# Gallery Shop Notes



Our CAG Gallery Shop is once again transforming into a space filled with quality, original items produced by CAG members.

This gives the public an ongoing opportunity to see firsthand the variety of works that CAG members have produced, through CAG courses and workshops and by growing their skills as they meet and create with likeminded people.

The CAG Gallery Shop not only gives all members the opportunity to showcase and sell their quality works but also sends the message to the public that they too can become part of CAG and learn how to create quality art and crafts.

We want members to only submit the works that show the best of their skills. Skill level can be evolving, but the works need to be finished to a good quality suitable to sell in a shop.

Thank you to all the CAG members who have brought works into the Gallery Shop for display and sale. We want you to remain enthusiastic and proud of your work, but please don't be disheartened if your work is not always accepted into the Gallery Shop. We don't judge

on skill level as we understand that everyone is developing and enhancing their skills. However, we may not accept items that contain too many shop bought components, are not unique to you, have untidy or low standard finishes, or do not fit with the current displays.

The Gallery Shop would not exist without you – Thank you!!

**Debbie Brown**

**Gallery Shop Coordinator**



# Travel Tales


A place to share your travels and Public Art you have seen

## Chris Goldberg

During a recent visit to the city, Mike and I were fortunate enough to have a guided tour through the new ECU university. It was orientation week for the students and when we poked our heads in the doors to look at the gigantic digital screen we were offered the chance to join a guided tour. What an amazing building, so inspiring, it had me wishing I was 18 again. :) The screen in the entry covers over 407 sqm and is amongst the largest



in Australia. it showcases an evolving curated program featuring creative works by artists and students.



Lead architect Neil Appleton said the campus colours realised a vision first expressed in a drawing by Noongar artist Richard Walley, with earth tones on lower levels transitioning to greens and blues at the top to signify water flowing from the hills to the sea. "The escalators and the stairs and everything that is vertical circulation is all blue, which is the idea of the water running through the landscape," he said. The idea of the stairs was trying to bring together the idea of a brass wind instrument with a timber string instrument,"

The campus will be home to ECU's Western Australian Academy of Performing Arts (WAAPA), creative humanities programs from the School of Arts and Humanities, the School of Business and Law, emerging technology and cyber security programs from the School of Science, and



Kurongkurl Katitjin – the University's Centre for Indigenous Australian Education and Research.



Amongst the facilities are eight WAAPA public performance and rehearsal spaces, which will be home to more than 300 performances every year; Next-generation technology teaching, research and industry spaces, such as an operational Cyber Security Operations Center (Cyber SOC); Radio, television and film production studios; Visual arts and design studios; A full sized law court room, and theatre for WAPA students



## Sue Clark

We saw the display of Terracotta Warriors at Boola Bardip. We managed to get in to see it on the second last day. It was amazing to see the craftsmanship in the sculptures. It was also incredible to think that someone decided to undertake such an enormous project.





### **March Bus Trip to Cottesloe and AGWA**

A big thank you to Jill Archibald for organising the trip, and providing refreshments :) Also to Terry our new volunteer bus driver. ( Thanks to Irene for the contact)

Our first stop was Sculptures by the Sea at Cottesloe, and despite it being an unpleasantly warm day, we enjoyed the diverse range of artworks on display.





Photo courtesy Sue Clark



Photo courtesy Sue Clark




Photo courtesy Sue Clark


A real bonus we weren't expecting was a visit to the Tom Malone Glass Art prize which has moved from AGWA to Linton and Kay just across the road in Cottesloe.. Established in 2003 this is Australia's most prestigious award for contemporary glass art, and what a stunning display it was.



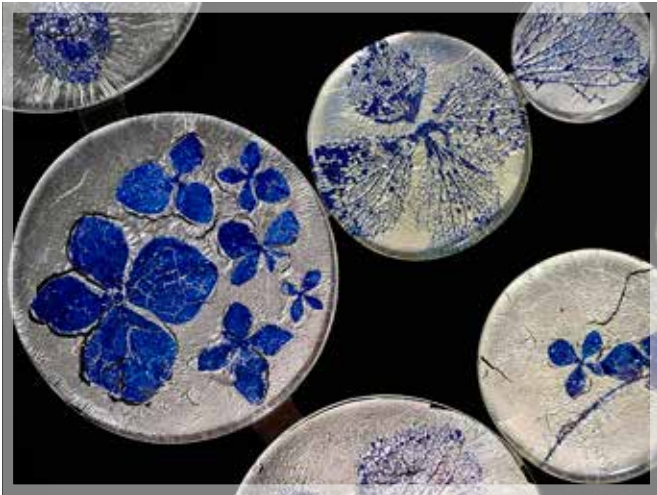


A  
K





Winning entry





Next stop was lunch at Zamia in Kings park where the food was good and service prompt. We had a photo call outside the restaurant then on to Aspects Gift Shop, which always has an interesting mix of work across the various arts.

AGWA was our last stop to see the Pippin Drysdale Retrospective exhibition. Wow! what a body of work !





**For those interested in her process these are technical notes from her website**

“I bisque fire to 1010 degrees then sand paper the surface of porcelain to make sure the surface is smooth and pick out any material so to eliminate any pin holing.

I use 2 different gravity sprayed guns to apply the colored glaze layers in and out side the piece.

With the vessel placed upside down on foam on a banding wheel to protect the fine rim, I then work with Liquidtex, a painting medium and paint small areas of this resist over the raw glaze.



Using blades I carefully cut out the lines back into the glaze on top of the resist applied, then clean the channels with a soft dry brush to enable me to fill again with another color then sponge back. This then creates that wonderful incising quality back into the glaze. (Of course when you fire in the kiln it all burns off leaving those wonderful sensitive lines.) I then glaze fire to cone 4/5 depending on the effect you want, matt/ shiny finish etc. All works are only fired twice, bisque then once glazed.





You can use any base glaze you like of course it must be an off white to white finish then add Alkine Frit 4124 to the glaze to find the right temp. The best way to achieve this is by doing a line blend 10/15/20/25 % to the base glaze which will assist in fluxing the glaze to the temperature you want. I use one base glaze and then mix stains into the glaze and test - usually 20% or stain per 100



grams of liquid glaze.

I always achieve my colours from glaze stains which I buy from a supplier in Australia but the good ones comes from Germany and they are called inclusion pigments the rich yellows/red oranges etc. I know most of these stains are available in the States and the UK.

When you buy stains look at the colours and if they are rich in colour then purchase those. I make a good base glaze slightly off white and I add Frit 4134 or an Alkaline Frit or they sometimes call it Ferro Frits to the glaze to flux it down to the temperature I need to fire to. I usually fire





around Cone Orton 4/5 nodding.,depending on what result you want matt/satin matt/shiny you add the Frit.

To make the colours I usually add about 100 grams to 1 litre of liquid glaze, (sieve through 150 mess) this should give you a visual strong colour its important to put this through a 150 mess sieve for good results so the colour and glaze are well



mixed.

The other tip is once you have made something and bisqued then using fine sandpaper (not

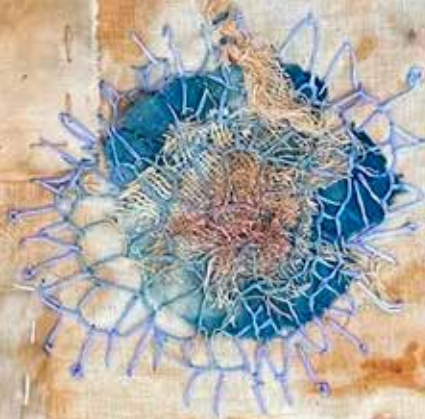
coarse) to prepare the work before glazing and finally use a clean fine sponge to wipe over you piece before glazing whether you are dipping or spraying. Remember I constantly mix stains together to develop different hues.”



Images on this page are amongst Pippins earlier work.

**Chris Goldberg**

# Fibre Arts



## Rosemary Tweedie

My creativity is rather eclectic. Lately I have been enjoying watercolour painting as it is so portable when we are travelling around this great state. I do love textiles though, playing with colour and texture. There is such tactile pleasure handling fabrics and threads.

I was taught to sew and embroider by my mother and have dabbled with traditional and modern





quilting over the years, often adding embroidered embellishments. I sew my own clothes, recently-created a Sicilian costume for grandie's Harmony Day to honour her Great Nonna and am working through my mother's stash of yarn and fabric.

I am presently knitting a shawl from mohair yarn that mum kept safely since the 1980's. What a pleasure to use some quality yarn! Next project will be to complete a tapestry that mum didn't finish.....



# Whats on your

# Easel/Wheel/Table

**Karen Ball WIP**



**Trish Ray WIP**



**Margaret Colyer WIP**

**Chris Taylor WIP**



**Debbie Brown**



**Janette Pryor WIP**



**Maggie Smith WIP**



**Sue Clark**



**Jeff Armstrong WIP**



# *Whats in* myGarden/Community

A place to share what's growing in, residents/visitors to, or art in your garden



*Thanks to recent rains, the fairies have visited our garden. They are so beautiful and delicate, but dissappear as quickly as they came.*

**Maggie Smith**



# Recipe Corner

Yes cooking IS an art form

## Strawberry Bars with Cardamom



### Ingredients

- 230 grams unsalted butter, at room temperature, plus more for pan
- 205 grams granulated sugar
- 1 tsp salt
- 1 large egg yolk
- 320 grams all-purpose flour
- 2 tsp ground cardamom
- 8 tblsp strawberry jam or any red fruit jam, such as raspberry or red currant
- 1 lemon, for zest
- 2 tblsp chopped nuts, such as slivered almonds, chopped walnuts or pistachios
- Confectioners' sugar, for dusting over the top

### Method

1. Butter a 23cm square metal baking pan and line the bottom and two sides with long strips of parchment, leaving a 2cm of overhang and creasing the parchment to fit snugly into the pan.

2. Make the dough: In the bowl of a stand mixer fitted with the paddle attachment, combine the butter, sugar and salt. Beat on low speed until incorporated and smooth, scraping down the sides of the bowl as needed, about 3 minutes. (Do not beat until fluffy, you don't need to incorporate air into the dough.) Add the yolk and mix until just combined. Turn the mixer off and scrape down the sides of the bowl.
3. Add the flour to the bowl all at once and scrape the bottom and sides of the bowl. Turn the mixer speed to low and beat until flour is fully incorporated, scraping the bowl again if needed, about 30 seconds. The dough will be in large crumbles.
4. Heat the oven to 175 C degrees. Add the ground cardamom and mix with your fingers to incorporate it into the dough. Remove 1 cup of the crumbled dough to a small bowl and refrigerate. Transfer the remaining dough to the buttered pan and flatten into an even layer by pressing into the pan using the flat bottom of a glass. Bake on the middle rack until the edges are golden brown and begin to pull away from the sides of the pan, about 30 minutes. Cool in the pan slightly, for at least 15 minutes.
5. Spread the fruit jam in an even layer over the surface of the crust. Zest the lemon right over the top of the jam, and sprinkle with the chopped nuts and reserved crumble. Return to the oven and bake, rotating once, until the top is golden brown and the jam is sizzling

around the edges, about 35 minutes. Cool completely in the pan, at least 1½ hours. Run a knife along the edges to release the sides. Use the parchment to lift the cookie out of the pan onto a cutting board. Dust the top with confectioners' sugar. Cut the cookie into 4 strips, then cut each strip into six 1-inch wide bars.

## Butter Chicken

### Ingredients

- 1½ cups full-fat Greek yogurt



- 2 tablespoons lemon juice
- 1½ tablespoons ground turmeric
- 2 tablespoons ground cumin
- 1 tablespoon garam masala
- 1.5kg chicken thighs, on the bone
- 114gm unsalted butter
- 4 teaspoons neutral oil, like vegetable or canola oil
- 2 medium-size yellow onions, peeled and diced
- 4 cloves garlic, peeled and minced
- 3 tablespoons fresh ginger, peeled and grated or finely diced
- 1 tablespoon cumin seeds
- 1 cinnamon stick
- 2 medium-size tomatoes, diced
- 2 red chiles, like Anaheim, or 1 jalapeño pepper, seeded and diced
- Kosher salt to taste

- 2/3 cup chicken stock, low-sodium or homemade
- 1½ cups cream
- 1½ teaspoons tomato paste
- 3 tablespoons ground almonds, or finely chopped almonds, optional
- ½ bunch coriander leaves, stems removed.

### Method

1. Whisk together the yogurt, lemon juice, turmeric, cumin and garam masala in a large bowl. Put the chicken in, and coat with the marinade. Cover, and refrigerate (for up to a day).
2. In a large pan over medium heat, melt the butter in the oil until it starts to foam. Add the onions, and cook, stirring frequently, until translucent. Add the garlic, ginger and cumin seeds, and cook until the onions start to brown.
3. Add the cinnamon stick, tomatoes, chiles and salt, and cook until the chiles are soft, about 10 minutes.
4. Add the chicken and marinade to the pan, and cook for 5 minutes, then add the chicken stock. Bring the mixture to a boil, then lower the heat and simmer, uncovered, for approximately 30 minutes.
5. Stir in the cream and tomato paste, and simmer until the chicken is cooked through, approximately 10 to 15 minutes.
6. Add the almonds, if using, cook for an additional 5 minutes and remove from the heat. Garnish with the cilantro leaves.

**Chris Goldberg (from NYT)**

# Potters Page

## Pottery Hobby Day

Tuesdays 9.30 -3pm

Some of our members enjoying their craft at Hobby Day.





Our Pottery Technician Rebecca

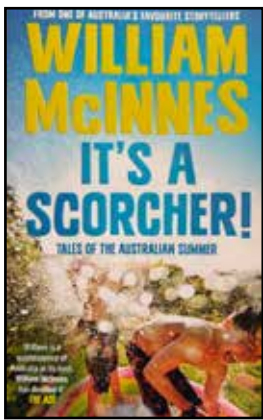


# Whats on Your Bookshelf



## Its a Scorcher

by William McInnes



There is something about long, hot summer days that stirs our emotions. It's all about holidays, festivals, family and Christmas; a time for swimming, a hit of backyard cricket or firing up the barbie. It's the deafening sound of cicadas, the ticking of a backyard sprin-

kler, the pain of a wayward bindi or the sting of sunburnt shoulders.

In this collection of nostalgic stories that will make you laugh and make you cry, William McInnes recalls moments in time and memories of summers past. He takes us back to the energy-sapping heat of Redcliffe in the 1960s and 70s, ruminates on budgie smugglers, remembers holiday road trips that went on forever and epic Boxing Day Tests that stopped fans in their tracks. This is a book about the Australia we are and the Australia we were - and the magic of those boiling-hot days when you wake up and know . . . it's going to be a scorcher! ( Amazon)

*William McInnes is such a great story teller. This book was full of nostalgia and humour. I read it with his voice in my head. Highly recommend this one if you'd like a trip down memory lane.*

## Borneo The Last Campaign

by Michael Veitch



Borneo: The Last Campaign tells the story of Operation OBOE, the massive, three-pronged assault on the vast Japanese-held island of Borneo in 1945. It was one of the largest amphibious invasions of the entire war, and a virtually all-Australian operation.

Over the final twelve weeks of World War Two, the 1st Australian Army Corps chased down and fought the remnants of the Japanese army over burning oil fields, up languid tropical rivers, along leech-ridden jungle tracks and across endless hills, valleys and ridges. Far from being the easy 'mopping-up' the men had been told to expect, Borneo turned out to be as savage as anything the Aussies had hitherto encountered in the Pacific, as the Japanese - despite the inevitability of their defeat - continued fighting with fanaticism, tenacity and shocking brutality. (Booktopia)

*I heard Michael Veitch on Conversation on the ABC discussing this book. He is passionate about recording stories of conflicts that Australian troops have participated in. My Grandfather fought in the 2/28th Battalion and he was in Borneo at the time end of the war so I was very keen to read this book. It was quite a long book but I managed to*

*work my way through it. It has been thoroughly researched and Michael brings the battles to life*

## The Tea Ladies of St Judes Hospital

by Joanna Nell



The Marjorie Marshall Memorial Cafeteria has been serving refreshments and raising money at the hospital for over fifty years, long after anybody can remember who Marjorie Marshall actually was. Staffed by successive generations of dedicated vol-

unteers, the beloved cafeteria is known as much for offering a kind word and sympathetic ear (and often unsolicited life advice) as for its tea and buns.

Stalwart Hilary has worked her way up through the ranks to Manageress; Joy has been late every day since she started as the cafeteria's newest recruit. She doesn't take her role as 'the intern' quite as seriously as Hilary would like but there's no doubt she brings a welcome pop of personality. Seventeen-year-old Chloe, the daughter of two successful surgeons, is volunteering during the school holidays because her mother thinks it will look good on her CV.

Chloe is at first bewildered by the two older women but soon realises they have a lot in common, not least that each bears a secret pain. When they discover the cafeteria is under threat of closure, this unlikely trio must band together to save it.

(Goodreads)

*After reading 'Borneo' I needed something a bit lighter to read so this one was it. This is another charming book by Joanna Nell which tells the story of three women who are all facing challenging changes in their lives. It's a lovely story.*

**Sue Clark**

## By Her Hand

by Marion Taffe



Peak District, Mercia, AD 910: a young girl, Freda works hard to avoid her father's temper, while longing for his approval. She loves foraging in the woods and hearthside stories of heroes. Secretly she thinks in poetry and dreams of one day being

able to write; her quills are grass stalks and sticks, her parchment the sky, the earth, her skin. But Freda's world is at war, and when her village is decimated in a savage raid and her father goes missing, Freda must find the strength to survive.

Taken in by the church, her only options are a life of servitude or prayer. But the cunning bishop sees an opportunity. As well as teaching Freda to write, he uses her survival as evidence of a miracle so as to attract pilgrims who bring wealth. As Freda chafes against the bishop's increasing control, she develops a friendship with the Mercian leader Ethelflæd, Lady of the Mercians, who shows her what it is to lead as a woman in a world that worships warrior kings.

Soon Freda must choose. Does she remain the powerless, subservient quill whose fate lies in the hands of another, or does she fight for the right to create - and write - her own story?

(Goodreads)

Am only just getting into this but enjoying it so far. Reminds me a little of Geraldine Brooks. Year of Wonders.

**Chris Goldberg**

# Canning *Creations* Classifieds

*A place for members to buy, sell or gift freely :)*

## **Diana Vincent - Quilter and Textile Artists**

My mum was an avid quilter and textile artist. Sadly, she passed away just over 10 years ago, leaving a large library of wonderful books to me. I have held onto them for a long time, but even though it was her








passion, I haven't inherited her skills or enthusiasm for this art form. On behalf of her, I would like to give these books away to anyone who would like them and appreciate them. I can split them, if you would like a couple, or if someone would like to take them all, that would be fine also. I am happy to give them away, as I know she would want them to be used.





I have included some samples of her work below - most using her own hand dyed fabrics.

See the next page for the available books - Please contact me via the CAG office if you are interested in any or all, of these books.

## **Juls - Coordinator and member**







# Resources for Artists

Don't forget our Canning Arts Library situated in the metal cupboards in the painters hall and the bookcase just outside the pottery area. These are there for your use, simply put your name in the book provided if you would like to borrow one.

NB All the links below are live, so if you are reading this on a tablet or computer, just click on them and Acrobat will ask for permission to go there.

If anyone has other links they think may be of value to our members, email me and I will include next time.

<http://www.artsource.net.au>

Established in 1986, Artsource is the peak membership body for visual artists in Western Australia. Their purpose is to engage with and support Western Australian visual artists with practical, affordable and relevant services.

<https://www.artistsnetwork.com>

Subscription based, live stream or purchase training videos, magazines, and books in all mediums

<http://www.wetcanvas.com>

The largest community for visual artists on the Internet!. It is comprised of artists of all levels, ranging from Sunday painters to artists who exhibit in some of the finest galleries in the world. Whether your interests lie in learning new techniques, experimenting with alternative or cross-over mediums, gaining critiques from fellow artists, or getting the scoop on exciting new industry products, WC has something for you, including a full online library of reference images.

<https://www.pmp-art.com>

Paint My Photo (PMP) is a social networking site dedicated to sharing photos for artistic inspiration

without fear of infringing copyright, something we all need to be aware of if we intend selling our work.

<https://www.nma.art>

Subscription based. Learn from the world's top artists in a variety of styles and approaches, with a focus on foundation. Unlimited streaming courses means you can learn anywhere, anytime, no matter how busy your schedule. With streaming plans starting at US\$35/month.

<https://brightlightfineart.com>

Subscription based. Fine Art Drawing and Painting Classes, by David Leffel, Sherrie McGraw, Jacqueline Kamin & Stacy Kamin

<http://www.fitzroystretches.com/>

Art supplies, east coast but with free shipping, and if you want to make your own canvases, this is a good place to buy stretchers.

<https://www.oxlades.com.au/>

Art supplies. Perth

<http://www.hukendall.com.au/>

Art Supplies. Perth

<https://www.jacksons.com.au/stores>

Art supplies. Perth

<https://thepottersmarket.com.au/>

Based in Stockdale Rd, O'Connor-  
Pottery Supplies, Raw materials, clay, tools and equip-  
ment, firing services

<https://pottersonline.com.au/index.html>

The Australian Ceramic Art & Pottery resource  
network

<http://ceramicartsdaily.org>

Subscription based, live stream instruction videos,  
buy videos

<http://www.claytimes.com>

Ceramic Art Trends, Tools, and Techniques for  
Potters Worldwide

<http://keaneceramics.com.au>

Keane Ceramics is one of the country's largest  
clay producers, suppliers and online retailer of  
our renowned clay range, pottery equipment,  
raw materials, tools and the Australian official  
distribution agent for Amaco.

<https://www.ceramicartswa.asn.au/>

Established in 1993, the Ceramic Arts Association  
of WA (CAAWA) is a not for profit organisation run

by members supporting the ceramics community  
in Western Australia. They aim to connect and  
promote all aspects of hand made pottery and  
ceramic sculpture.

<http://www.clayworksaustralia.com/>

Sell clay, brushes, hand tools, raw materials,  
equipment new and used, colours, glazes, dec-  
orating items.

<http://walkerceramics.com.au/>

Manufacturers of Australian clays and glazes by  
Walker Ceramics, Feeneys Clay and Cesco

<https://keaneceramics.com.au/>

Keane Ceramics is one of the country's largest  
clay producers, suppliers and online retailer of  
our renown clay range, pottery equipment, raw  
materials, tools and the Australian official distri-  
bution agent for Amaco.

<https://www.youtube.com/index>

Too much here to list, but just enter your area of  
interest in the search field and you will be unin-  
dented with videos to watch, some better than  
others, but a wealth of information.

<https://perthartglass.com.au>

Perth Art Glass online store

<https://www.etsy.com/au/c/art-and-collectibles?ref=cat-nav-66>

Etsy -To see what other artists are selling

<https://www.artslaw.com.au/>

Arts Law service - Your legal rights as an artist

# ***THE BOX MAN***

Unit 6

497 Albernethy Road Welshpool

(08) 9351 8111

[www.theboxman.com.au](http://www.theboxman.com.au)

Stock a range of generic sized "Heavy Duty" Art Boxes suitable for shipping locally and abroad.

They also do a run of custom made picture cartons daily, which if ordered by noon will be available for collection noon the following day.





**PERTH ART GLASS**  
311 Stock Rd O'CONNOR WA 6163  
Tel: +61-8-9314 5811  
Shop Online: [www.perthartglass.com.au](http://www.perthartglass.com.au)  
DISTRIBUTORS OF SPECIALTY GLASS & GLAZING PRODUCTS, ARTISTS IN GLASS

Our members receive discount on full sheets of glass and some other supplies from Perth Art Glass (but not hobby squares).

**MASTER PICTURE FRAMERS  
GALLERY**

**BLAIR BUCKINGHAM**  
PROPRIETOR

UNIT 1/1397 ALBANY HIGHWAY  
CANNINGTON 6107

PH: 9350 5121 FAX: 9350 5101

[bmb@masterframers.com.au](mailto:bmb@masterframers.com.au)

Many of our CAG artists use Master Picture Framers, Blair does an great job and is able to advise on suitable framing options for your precious work. Convenient location opposite Carousel Shopping Centre.

# *A Warm Welcome to our new members*

As a member of Canning Arts, you join a group of enthusiastic artists, including potters, painters, glass artists, printmakers, textile artists and more! You will also enjoy discounted classes and workshops and use of the facilities and equipment at the Centre.

Members also have the unique opportunity to enter their artwork in Members' Exhibitions in the Centre Gallery and to display and sell work in various sales that are held throughout the year at community venues.

## Club Keyholders

Jill Archibald 0407 995 649 | Chris Taylor 0427 571 513 | Trish Ray 0434 556 453



Scan with your phone camera to link to our Instagram page.



72 Riley Road, Cnr High Road  
RIVERTON WA 6148  
Phone: 0484 554 977  
Email: office@canningartswa.org.au Web:  
www.canningartswa.org.au



This Newsletter  
is kindly printed by the  
Office of Sam Lim  
MP. Federal Member for Tangney