

Canning Creations



Canning Arts Group

Like us on Facebook



Follow us on Instagram

ISSUE 59

Oct / Nov 2022

Canning Arts Group thanks the City of Canning for its continued support.



This bi-monthly newsletter is distributed to members of the Canning Arts Group, and a limited number of printed copies are available from the office at Canning Arts Centre between 9.30 and 1pm weekdays.

Contributions from members are welcome.

Committee Roundup

Hello Members

Another CAG year has come and gone. Despite a trying year Cag continues to thrive. Our membership numbers are the highest ever, with members enjoying all the benefits on offer at CAG.

Our pottery classes and workshops remain a major attraction and to fulfil this need we welcomed new tutor and kiln manager Rebecca Tester. This has proved to be a master-stroke by our Coordinators as the kiln management and firing had become too much for one committee volunteer. Also joining our pottery team, and increasing the diversity of our tutors, we'd like to welcome Mel Statham to CAG. Mel has filled in when necessary this year and will be

running her own evening class next year.

During the year we have had our traditional CAG events, such as CAGstock, an exhibition at Riverton Library and our Southlands Sale. Thank you very, very much to all committee members and other members who organised these events for the benefit of all CAG members.

By the time you receive this newsletter we will be mid Christmas Sale and anticipating our annual Christmas Party. Another huge thanks to the organisers of these events.

CAG will be re-opening for 2023 on Tuesday 3 January. The Coordinators will advise details of the commencement of hobby days. They are hoping to organise some

Summer School events, although this is behind schedule because of the awful series of IT problems we experience, with no internet and no emails. Hopefully all these issues will be fully resolved before the start of 2023 classes.

With the end of the year comes the reminder about renewing your CAG membership, and thus receive class discounts and other benefits. Renewal details via Trybooking will be forwarded separately. As you all know, your membership entitles you to a substantial discount on all classes and workshop as well as attending hobby days and other social events. It also entitles you to discounts at Jacksons and Potters Market among others - fabulous value for \$66 or \$55 for card holders. So enrol for a few CAG classes and get your money back!

It is also the end of the committee year. The AGM will be scheduled for late February/early March. All positions will be vacant so please think about putting your hand up and contributing to making CAG the thriving and welcoming group that it is. We have challenges ahead with the possible looming move to another location so need a strong committee to forge our way ahead.

Our huge thanks go to our tutors and especially to our Coordinators. The Coordinators provide an essential role in the operation of CAG and without them none of our fabulous

classes, workshops and events would be possible. Without thriving classes, particularly the children's classes, we wouldn't have the funds to operate the way we do or indeed have the facilities, including kilns, that we have. You only need to check the prices of classes elsewhere, particularly pottery classes, to realise how fortunate we are.

Finally, the committee would like to wish all our members a very Happy Christmas and New Year. We hope Santa brings you all lots and lots of arts supplies - or perhaps even a CAG course. (And, of course, you can also treat yourself, your family or a friend to a CAG course or workshop!) We look forward to meeting up again after Christmas on Tuesday 3 January.

CAG Committee





Coordinators Corner

Hello Members,

Term classes have all concluded for the year and what a busy year it was.

Enrolments for Term 1, 2023 and Membership renewal for 2023 will be open shortly.

Most of you will know we have had technical issues in the office which has unfortunately delayed us and just as we thought we were ready to get everything organised, Covid reared its head!! So, we apologise for the wait but hopefully by the time you read this we are in full swing with our re-enrolments and membership renewals. Keep your Fingers and Toes crossed!!!!

The office will close for the end of year break from 16th December and reopen on Tuesday 3rd January.

Due to the technical issues in the office, we have been unable to organise our summer school program. We do however plan to hold regular workshops throughout the year so please keep an eye out for our emails and brochures. Luckily our famous hobby days will commence the week we return so we look forward to seeing you all back then!

See you at the Christmas Party on the 10th of December, but if you can't make it then have a wonderful Christmas and safe holidays.

That's all for now!

Fran and Katie x

Dates For Your Diary



Christmas Party

10th December

2022 Membership renewals

Will open November/December. An email will be sent reminding you to renew closer to the time.

Centre closure

Our centre will be closing on the 16th December. Members are to contact the key holders for access over the Christmas period.

Trish Ray – 0434 556 453,

Jill Archibald – 0407 995 649,

Fran Fishlock – 0406 511 006

Centre re-opening

January 3rd

Open Day

Sunday April 16

Exhibition at Riverton Library

(Subject to City of Canning confirmation)

9-19 June




Travel Tales

A place to share your travels and Public Art you have seen

When Kev and I were in Brisbane, we travelled to Hervey Bay to visit my sisters. On the way we stopped in Maryborough and visited the local public toilets which are called the Cistern Chapel. They are painted throughout and are beautifully done. They also have a golden toilet. They claim to be the best public toilets in Australia and you can see why.

Sue Clarke







Whats on your

Easel/Wheel/Table

Lyn Owen WIP



Karen Ball WIP



Gill Plowman WIP



Jeff Armstrong WIP



Alison Hanrahan

2 in a room series I am doing for an upcoming exhibition.



Christine Ross WIP



Chris Goldberg

Acrylic on watercolour paper, postcard size.



Fergus Stuart Throwing Workshop

In October Ken and I headed down to Nannup for 4 days, we had a lovely little cabin on a farm with a great fire as it was quite chilly. I was going to a workshop at Cher's as Fergus Stewart had come over from Scotland and was going to do a throwing workshop.



There were only about 9 of us in the group and we had 2 days of Fergus throwing wonderful shaped bowls, teapots, jugs, bottles, and platters.

He cut pieces out of the pots and threw them as they twisted into beautiful shapes swirling around the pot.





It was so interesting chatting with him all day and listening to all the places and country's where he



has worked through Europe and America. Fergus fires his pots in a wood kiln in Scotland and goes all around the world building kilns for potters. His work has such lovely detail in it and the beautiful honey and orange colour he gets from the wood kiln are fantastic.



After he had finished throwing on the first day Cher invited Ken and myself to have dinner with Fergus, Peter and herself. Cher had made a delicious Lasagna for dinner, we drank and chatted until late

After waking up to the cows moo-ing on the farm I headed back to Chers to watch Fergus turn his pots and make lids and spouts for the teapots.

Fergus finished of his pots with handles and the teapots with their spouts and handles on. He also threw a plate on the wheel then took it of the wheel and threw it on a slab to put a rim around it.

Everyone was thoroughly enjoying the many stories he told throughout the day, he worked really hard all day from 9am to 5pm.

A lot of the potters there were from the country areas and the Bussellton Potters Group, it was a very social and enjoyable workshop with everyone enjoying each others company.

We all had a great time at the workshop and thanked Cher so much for organizing it for us. Cher took Fergus and herself home for a well earned rest. Cher was taking Fergus to Margaret River the next day, so we caught up with Cher and Peter in the evening for fish and chips at the hotel when they got back to Nannup.

It was very enjoyable chatting over the last couple of days, Cher said Fergus is coming back to build a wood kiln at her place next year.

We headed back to our cabin to spend our last night before heading home. It was a lovely 4 days in Nannup.

Jill Archibald

Potters Page

Hobby Day Tuesdays 9-30 TO 3pm

What a busy year we have had on Tuesday's working down the Art Centre creating our interesting pieces, eating delicious morning teas and chatting to all the members. I hope everyone enjoyed it as much as me.

Now it is time to get all those treasures out for the Xmas Sale .

We had a fun Hobby Day a couple of weeks ago for the Melbourne cup, when everyone had their favourite hat on. Maggie had made a game to play with our own horses to race. Lot's of people brought tickets and entered, we had quite a few races and a lot of laughs and I was lucky enough to win the Melbourne cup. It was lots of fun and we enjoyed a delicious lunch that we put on with everyone bringing a plate.

Our winner for the prize for the best animal was Sue McKenzie with her lovely rabbit, it was good to see so many animals on display.

It has been great to see all the members coming down through the year as well as lots of new members joining in.

Hobby Day will start again on Tuesday January the 3rd so if you would like to come and mix with the members, have a chat and do some pottery please come.

I hope to see you at the Art Centre for a chat and some morning tea.

Have a wonderful Xmas with your family and friends and keep safe.

Jill Archibald





Bus Trip to Art in The Hills

Members of the Canning Art Group went on a outing in the hills on Thursday 27th Sept to have a look at all the Studios and Artists work in Darlington, Glen Forrest, Mahogany Creek and the Mundaring Art Centre.

It was a lovely day for a bus trip, and Laurence our trusty driver arrived with the coach at the Art Centre to pick us up and head up to the Studios.

The first Studio we arrived at was Carolyn Francis who does wonderful metal work sculptures, and painting, she also had work from Jennie Merrit who



is a glass jeweller and Sandra Robertson who is a sculptor and potter.

There was a very large range of work to see and the members were very busy asking Carolyn questions about her sculptures, it is a great studio to go and see. I had to gather up the troops and get them back into the bus as we had a lot to see.

Off we went to Denise Bending Studio to have a





look at her sculptures made from clay for the home and garden. They were displayed in the garden and on the patio, animals, sculptures and many other interesting items, also pottery for the home.



were a lot of budgies and many other birds on display at the studio.



Next on our program was Belinda Kay, a painter, sculptor and glass textile artist, she had a lot of small textile pieces and paintings. Also with her was Trudy Harman who is a ceramic sculptor who makes lots of birds and women sculptures. There

We had one more studio before lunch which was Tina Bryce, a painter. She is a visual artist and loves nature, from bold florals to underwater gardens, it was a very colourful studio. Also Jane Newton, a potter, had a display of large blue pots arranged around the garden.

With everyone getting hungry we headed off to the





Hive Restaurant in Darlington, where we had pre ordered our meals so we didn't have to wait too long to get them. The display cabinets had yummy cakes and delicious salads made up in them, which were very tempting, but we looked the other way and enjoyed the meals we had ordered.

Laurence enjoyed his big breakfast and was then ready to drive us to the other studios. I must recommend the Hive Restaurant, it was very good, and had us all finished within a hour, one to visit if you're in Darlington.



All aboard again we headed to Liz Berry's pottery studio where Rebecca Tester a ceramic artist, Deanne Sarre a potter, Amanda Gamble who does Wood work and Anna Van Dijk a drawer who draws beautiful pictures of animals and wonderful pictures of dogs, were all on display.

It was a very busy studio with lots to see. Amanda's woodwork was so creative, Rebecca had a lovely display of her work, large platters with interesting glazes, Liz and Deanne's pottery was

also unique to each artist, it had a totally different appeal of what has inspired them to develop their own special technique.

We thoroughly enjoyed our visit with them and many of the members brought treasures to take home, we said goodbye to Rebecca and the ladies and were back on the bus again.

Next we arrived at Bernard Kerr's studio, he is a very well known potter in Australia, and is also President of The Ceramic Arts Assoc of WA.



We all piled into his studio looking at his work. His son Robbie and daughter Jen are also potters and their work was on display as well.

Bernard gave a little talk about the project he has been developing with his coloured decoration on his pots, and showed us through his kiln area, also the new kiln that he has built. He was very good answering all the members questions, and explaining how he gets the results with his glazes. It was a very interesting visit.




Laurence had the bus going again, but everyone was buying pottery so it took a while to get everyone on board the bus to visit our last studio.



Everyone was getting tired, it had been a busy day but we wanted to visit the Siju Glass Studio Silvana Ferrario does the most incredible glass work, the colours and pieces are beautiful she has won many awards throughout WA.





Silvana showed us through her studio and the materials that she uses to make the glass.



at the beach, and Sam Hopkins a sculptor who makes very large sculpture pieces had some large sculptures in the garden. He makes large scale work for businesses and has exhibitions across Australia. He explores the balance between human behavior and nature.

Finally saying good bye we headed for home with one stop at Mundaring Art Centre where Maimunah and some ladies had a exhibition called 'The Sum Of Us'. We all went in to look at their Botanical Art paintings and a browse through the Art Centre.

Laurence once again had done a wonderful job at getting us to each studio, with a few aggravated words to drivers, windy streets, and a bus that had trouble getting up the hills during the day, he got us safely back to the Art Centre.

We all scrambled off the bus to head home for a nice cup of tea, or happy hour, to rest and think about all the wonderful art we had seen during the day and good company we had.

Cheers Jill



Christine Hingston also had her paintings on display, she enjoys painting the dusty soil and blue skies of the outback, also the hot summer days

Glassies



The glassies recently got together to try a new technique that Irene had discovered. As usual, we had fun and a few laughs. We all loved the results - but the process was fiddly. Here we are assembling our little pieces on the kiln shelf as they are too delicate to move once assembled. Before & after photos of the baubles in the kiln

Irene & Maggie



The WA Ceramic Arts Exhibition

Was held at Perth Central Tafe recently.

Rebecca our Kiln Technician and Colin Jefferson one of our members both had work in the exhibition

There was a lot of incredible pottery on display from all the WA Artists

Jill Archibald



Rebecca Tester



Yvonne Kitchener



Colin Jefferson



Judy Nastov



Judith Paisley



Bernard Kerr



Bernard Kerr



Gary Hambleton

Pit and Raku Workshop in Sept

We had a lovely sunny weekend for our workshop. We gathered on Saturday afternoon to apply our sulfates and the many components of bananas,



sea weed, copper wire, nuts and many other things around our Pit Fired pots, wrapping them up in foil ready for the pit. We then glazed our pots for the



Raku, all ready to start early on Sunday morning. Before we left on Saturday Rosie and Glenys loaded the Pit Kiln with all the pots so it could be fired straight away on Sunday morning. We said goodbye and went home to be back bright and early on Sunday morning.



Eight thirty on Sunday morning Rosie and Glenys lit the Pit Kiln, and while they were keeping a eye on it and stocking the Pit Kiln we set up the Raku Kilns. Russell was busy helping to connect the gas cylinders as we had some bother with them going out, but eventually everything started working and we were on our way, firing the Raku kilns and getting the bins and sawdust ready.

Everyone was very busy, Rosie and Glenys with the pit kiln getting a lot of heat and coals into it until it was ready to have the kiln shelves put on top and get covered up with tin sheets. Slowly the smoke became less and the man across from



the Art Centre was a lot happier when it was no longer billowing over his house. One of our lovely ladies had a few words to him and explained what we were doing and he left and went back into his house, thankfully.

The Pit Kiln wasn't going to be opened until Tuesday afternoon. The Raku kiln was about ready to have the first lot of pots taken out, everything gets very busy from now, with the kiln being lifted off,

pots coming out and placed into bins with sawdust in the bottom of the bins. Then the pot gets placed on top and a couple of sheets of paper dropped on. When it ignites, the lid of the bin goes on and it stays there for approx 10mins.



We did many many of these firings and in between we stopped and had a lovely lunch and a much needed cup of tea. Towards the last 2 firings we did a Obvaro firing where the pot comes out of the kiln red hot, and gets put into a bucket of yeast mixture and shaken off, then into a bucket of water resulting in lots of cream and brown markings.



Finally everyone had cleaned all their Raku Pots in water with scourers, and they were looking lovely with such a variety of colours. Now it was time to clean up and put everything away, and with everyone helping, it was quickly done and we were all ready to head off home for a happy hour and relax.

was very happy with the creations they had made over the weekend, and all the fun and wonderful company that we had together with everyone.

Such a fun weekend, hope to see you all again next year for another creative and busy weekend.

Jill Archibald



On Tuesday we were back after lunch with Rosie and Glenys unpacking the pots from the pit, with all the oohs ...and arrs..... from all the coloured markings from the fire, and magic mixtures we had made and parceled up into the fire.

Once they were cleaned and the polish was on them, the colours became more stunning, everyone



Recipe Corner

Yes cooking IS an art form

This is a place to share your favourite recipes

Chicken Shawarma



Ingredients

1 kg boneless chicken thigh fillets

Marinade

1tbsp gr coriander
1tbsp gr cumin
1 tbsp gr cardamon
2 tsp smoked paprika
1 tsp cayenne
1 tsp cooking salt
1/2 tsp black pepper
1 tsp minced garlic
2 tbsp lemon juice
3 tbsp olive oil

Yoghurt sauce

1 cup full fat greek yoghurt
1/4 tsp garlic
1tsp gr cumin
2 tsp lemon juice
1/4 tsp salt and pepper

To Serve

3 cups finely sliced lettuce, cos or iceberg
2 tomatoes sliced
lemon slices
4 flatbreads
1/4cup chopped coriander
siracha sauce

Step 1

Combine the marinade ingredients in a large bowl, add the chicken and use tongs to make sure each piece is coated. Cover and marinate for 12-24 hours in the fridge.

Step 2

Place yoghurt sauce ingredients together in a bowl and mix. Cover and refridgerate until ready for use. It will keep for 3 days.

Step 3

Heat 1 tablespoon of oil in a large non stick frying pan over medium - high heat, cook for 3-4 minutes each side until deep golden brown. Repeat with remaining chicken.

Step 4

Once the chicken has rested for 5 minutes, slice thickly, then pile onto a platter. Put the lettuce tomato, yoghurt sauce, lemon and flatbreads on the side.

Step 5

To make a shawarma roll, smear the flatbread with the yoghurt sauce, top with lettuce, tomato, then chicken. Sprinkle with coriander. Add a squirt of hot sauce if desired. Roll up firmly, wrap with tinfoil if you want to keep it secured, then devour!


Chris Goldberg

Whats on Your Bookshelf



Just Mercy

by Bryan Stevenson



An unforgettable true story about the potential for mercy to redeem us, and a clarion call to end mass incarceration in America — from one of the most inspiring lawyers of our time.

Bryan Stevenson was a young lawyer when he founded the Equal Justice Initiative, a nonprofit law office in Montgomery, Alabama, dedicated to defending the poor, the incarcerated, and the wrongly condemned.

Just Mercy tells the story of EJI, from the early days with a small staff facing the nation's highest death sentencing and execution rates, through a successful campaign to challenge the cruel practice of sentencing children to die in prison, to revolutionary projects designed to confront Americans with our history of racial injustice.

Just Mercy tells the story of EJI, from the early days with a small staff facing the nation's highest death sentencing and execution rates, through a successful campaign to challenge the cruel practice of sentencing children to die in prison, to revolutionary projects designed to confront Americans with our history of racial injustice.


One of EJI's first clients was Walter McMillian, a young Black man who was sentenced to die for the murder of a young white woman that he didn't commit. The case exemplifies how the death penalty in America is a direct descendant of lynching — a system that treats the rich and guilty better than the poor and innocent. (Goodreads)

A pretty confronting read.

Chris Goldberg

Birdgirl

by Mya-Rose Craig



Meet Mya-Rose - otherwise known as 'Birdgirl'. Birder, environmentalist, diversity activist. To date she has seen over five thousand different types of bird: half the world's species.

Every single bird a treasure. Each sighting a small step in her family journey - a collective

moment of joy and stillness amidst her mother's deepening mental health crisis. And each helping her to find her voice.

This is her story; a journey defined by her love for these extraordinary creatures. Because large or small, brown, patterned or jewelled, there is something about birds that makes us, even for just moments at a time, lift our eyes away from our lives and up to the skies. (Goodreads)


An autobiographical book written by a 22 yr old English/Bangladesh girl last year. It tells of her life as a birdwatcher/environmentalist, who by the age of about 20 had travelled the world birdwatching with her parents . Her mother suffered from bi-polar & her father & May-Rose looked after her.

She has lectured, & still continues to talk on environmental issues to huge crowd's , business & political leaders .

Irene Perry

Blue Zones

By Dan Buettner



With the right lifestyle, experts say, chances are that you may live up to a decade longer. What's the prescription for success? National Geographic Explorer Dan Buettner has traveled the globe to uncover the best strategies for longevity found in the Blue Zones: places in the world where higher percentages of people

enjoy remarkably long, full lives. And in this dynamic book he discloses the recipe, blending this unique lifestyle formula with the latest scientific findings to inspire easy, lasting change that may add years to your life.


Buettner's colossal research effort, funded in part by the National Institute on Aging, has taken him from Costa Rica to Italy to Japan and beyond. In the societies he visits, it's no coincidence that the way people interact with each other, shed stress, nourish their bodies, and view their world yields more good years of life. You'll meet a 94-year-old farmer and self-confessed "ladies man" in Costa Rica, an 102-year-old grandmother in Okinawa, a 102-year-old Sardinian who hikes at least six miles a day, and others. By observing their lifestyles, Buettner's teams have identified critical everyday choices that correspond with the cutting edge of longevity research—and distilled them into a few simple but powerful habits that anyone can embrace. (Goodreads)

Blue zones are those areas where the population has more octogenarians per capita than the rest of the population. This is an interesting explanation of the lifestyle of these people. It seems a simple life is the pathway to a long life.

Sue Clarke

The Sun Walks Down

by Fiona McFarlane



In September 1883, the South Australian town of Fairly huddles under strange, vivid sunsets. Six-year-old Denny Wallace has gone missing during a dust storm, and the whole town is intent on finding him. As they search the desert and mountains for the lost child, the residents of Fairly - newlyweds, landowners,

farmers, mothers, artists, Indigenous trackers, cameleers, children, schoolteachers, widows, maids, policemen - explore their own relationships with the complex landscape unsettling history of the Flinders Ranges.

The colonial Australia of *The Sun Walks Down* is unfamiliar, multicultural, and noisy with opinions, arguments, longings and terrors. It's haunted by many gods - the sun among them, rising and falling on each day that Denny could be found, or lost forever.

Gorgeous storytelling and superb characters are among the glories of *The Sun Walks Down*. Fiona McFarlane is an extraordinary writer, one of the best working today. Her magnificent reworking of the lost child story showcases the profound understanding she brings to people, places and the past. I lived in this wise, majestic novel for days and never wanted it to end.' Michelle de Kretser, twice winner of the Miles Franklin Award for *Questions of Travel* and *The Life to Come*

This story is based in the Australian outback and explores the reactions of people connected to a missing child. It's a good read that evokes that wide, arid and challenging landscape of outback Australia.

Sue Clarke

Big Things Grow

by Sarah Donnelly



This red dirt, it takes a hold of you. The blue skies, the sunsets, the starry nights, the river... Country holds onto you. Then you meet the people. Within one week of living in Wilcannia, I had signed up to stay until the end of the year.

When Sarah Donnelly left Sydney to take up a teaching post in Wilcannia, a small town two-hours drive east of Broken Hill, she was determined to ignore the rumours of Wilcannia's reputation for danger and dysfunction. Four fulfilling years later, Sarah is an active member of a rich, complex school community that is transforming the idea of the conventional classroom experience.

Making deep connections with Indigenous Elders and local families, Sarah has focused her teaching practice on empowering, listening and creating space for respectful conversations. She takes her students out on Country as often as she can, enlisting aunties and uncles in the community to share their wisdom.

Big Things Grow is a powerful memoir about community, music and passion, laying bare the beauty and challenges of living in a part of Australia that is often overlooked.


(Goodreads)

I heard Sarah Donnelly being interviewed on Conversations on ABC radio. I was very interested in her story as I am a teacher who has worked in Aboriginal education for twenty years. This is a lovely retelling of Sarah's experiences, her hopes, her connections and the difference she has made in her Wilcannia community.

Sue Clarke

The winners

by Frerik Backman



Two years have passed since the events that no one wants to think about. Everyone has tried to move on, but there's something about this place that prevents it. The residents continue to grapple with life's big questions: What is a family? What is a community? And what, if anything, are we willing to sacrifice in order to protect them?

As the locals of Beartown struggle to overcome the past, great change is on the horizon. Someone is coming home after a long time away. Someone will be laid to rest. Someone will fall in love, someone will try to fix their marriage, and someone will do anything to save their children. Someone will submit to hate, someone will fight, and someone will grab a gun and walk towards the ice rink.

So what are the residents of Beartown willing to sacrifice for their home? Everything.

(Goodreads)

I read 'A Man Called Ove' by Fredrik Backman and loved it so, naturally, I decided to read this book despite it being 700 pages long. This story is quite gloomy but reveals community connections, rivalry and loyalty. It did take a while to get into but by the end of the book I was hooked and loved this one. Backman understands people and what motivates them and I like his uncomplicated writing style.

Sue Clarke

Canning *Creations* Classifieds

For Sale

Solid Ash Ercoll Table and Chairs.

Round table measures 115 cm in diameter extends to an oval 165cm to seat six.

Condition is very good, bearing in mind it is 40 years old.

Table and four chairs \$400

2 Carver chairs for sale at \$200



Karen Ball:
karenballartist@gmail.com
Mob: 0405 468 049



Resources for Artists

Don't forget our Canning Arts Library situated in the metal cupboards in the painters hall and the bookcase just outside the pottery area. These are there for your use, simply put your name in the book provided if you would like to borrow one.

NB All the links below are live, so if you are reading this on a tablet or computer, just click on them and Acrobat will ask for permission to go there.

If anyone has other links they think may be of value to our members, email me and I will include next time.

Chris Goldberg

<http://www.artsource.net.au>

Established in 1986, Artsource is the peak membership body for visual artists in Western Australia. Their purpose is to engage with and support Western Australian visual artists with practical, affordable and relevant services.

<https://www.artistsnetwork.com>

Subscription based, live stream or purchase training videos, magazines, and books in all mediums

<http://www.wetcanvas.com>

The largest community for visual artists on the Internet!. It is comprised of artists of all levels, ranging from Sunday painters to artists who exhibit in some of the finest galleries in the world. Whether your interests lie in learning new techniques, experimenting with alternative or cross-over mediums, gaining critiques from fellow artists, or getting the scoop on exciting new industry products, WC has something for you, including a full online library of reference images.

<https://www.pmp-art.com>

Paint My Photo (PMP) is a social networking site dedicated to sharing photos for artistic inspiration without fear of infringing copyright, something we all need to be aware of if we intend selling our work.

<https://www.nma.art>

Subscription based. Learn from the world's top artists in a variety of styles and approaches, with a focus on foundation. Unlimited streaming courses means you can learn anywhere, anytime, no matter how busy your schedule. With streaming plans starting at US\$35/month.

<https://brightlightfineart.com>

Subscription based. Fine Art Drawing and Painting Classes, by David Leffel, Sherrie McGraw, Jacqueline Kamin & Stacy Kamin

<http://www.fitzroystretches.com/>

Art supplies, east coast but with free shipping, and if you want to make your own canvases, this is a good place to buy stretchers.

<https://www.oxlades.com.au/>

Art supplies. Perth

<http://www.hukendall.com.au/>

Art Supplies. Perth

<https://www.jacksons.com.au/stores>

Art supplies. Perth

<https://thepottersmarket.com.au/>

Based in Stockdale Rd, O'Connor- Pottery Supplies, Raw materials, clay, tools and equipment, firing services

<https://pottersonline.com.au/index.html>

The Australian Ceramic Art & Pottery resource network

<http://ceramicartsdaily.org>

Subscription based, live stream instruction videos, buy videos

<http://www.claytimes.com>

Ceramic Art Trends, Tools, and Techniques for Potters Worldwide

<http://keaneceramics.com.au>

Keane Ceramics is one of the country's largest clay producers, suppliers and online retailer of our renowned clay range, pottery equipment, raw materials, tools and the Australian official distribution agent for Amaco.

<https://www.ceramicartswa.asn.au/>

Established in 1993, the Ceramic Arts Association of WA (CAAWA) is a not for profit organisation run by members supporting the ceramics community in Western Australia. They aim to connect and promote all aspects of hand made pottery and ceramic sculpture.

<http://www.clayworksaustralia.com/>

Sell clay, brushes, hand tools, raw materials, equipment new and used, colours, glazes, decorating items.

<http://walkerceramics.com.au/>

Manufacturers of Australian clays and glazes by Walker Ceramics, Feeneys Clay and Cesco.

<https://keaneceramics.com.au/>

Keane Ceramics is one of the country's largest clay producers, suppliers and online retailer of our renowned clay range, pottery equipment, raw materials, tools and the Australian official distribution agent for Amaco.

<https://www.youtube.com/index>

Too much here to list, but just enter your area of interest in the search field and you will be inundated with videos to watch, some better than others, but a wealth of information.

<https://perthartglass.com.au>

Perth Art Glass online store -

<https://www.etsy.com/au/c/art-and-collectibles?ref=catnav-66>

Etsy -To see what other artists are selling

<https://www.artslaw.com.au/>

Arts Law service - Your legal rights as an artist

THE BOX MAN

8 Karratha St, Welshpool

(08) 9351 8111

www.theboxman.com.au

Stock a range of generic sized "Heavy Duty" Art Boxes suitable for shipping locally and abroad.

They also do a run of custom made picture cartons daily, which if ordered by noon will be available for collection noon the following day.



PERTH ART GLASS

311 Stock Rd O'CONNOR WA 6163

Tel: +61-8-9314 5811

Shop Online: www.perthartglass.com.au

DISTRIBUTORS OF SPECIALTY GLASS & GLAZING PRODUCTS, ARTISTS IN GLASS

Our members receive discount on full sheets of glass and some other supplies from Perth Art Glass (but not hobby squares).

**MASTER PICTURE FRAMERS
GALLERY**

BLAIR BUCKINGHAM
PROPRIETOR

UNIT 1/1397 ALBANY HIGHWAY
CANNINGTON 6107

PH: 9350 5121 FAX: 9350 5101

bmb@masterframers.com.au

Many of our CAG artists use Master Picture Framers, Blair does an great job and is able to advise on suitable framing options for your precious work. Convenient location opposite Carousel Shopping Centre.

A Warm Welcome to our new members

As a member of Canning Arts, you join a group of enthusiastic artists, including potters, painters, glass artists, printmakers, textile artists and more! You will also enjoy discounted classes and workshops and use of the facilities and equipment at the Centre.

Members also have the unique opportunity to enter their artwork in Members' Exhibitions in the Centre Gallery and to display and sell work in various sales that are held throughout the year at community venues.

Club Keyholders

Jill Archibald	0407 995 649
Fran Fishlock	0406 511 006
Trish Ray	0434 556 453

A huge thank you to everyone who has contributed content to this years newsletters, especially my regulars.

Wishing everyone a very Merry Christmas

Chris Goldberg



Scan with your phone camera to link to our Instagram page.



72 Riley Road, Cnr High Road
RIVERTON WA 6148
Phone: 08 9457 9600
Fax: 08 9354 7079
Email: office@canningartswa.org.au
Web: www.canningartswa.org.au



This Newsletter
is kindly printed by the
Office of Sam Lim
MP. Federal Member for Tangney