

# Canning Creations



Like us on Facebook



Follow us on Instagram

ISSUE 80

June 2026

Canning Arts Group thanks the City of Canning for its continued support.



This bi-monthly newsletter is distributed to members of the Canning Arts Group, and a limited number of printed copies are available from the office at Canning Arts Centre between 9.30 and 1pm weekdays.

Contributions from members are welcome.

## Committee Roundup

Well, a lot has happened in the last 2 months!

In the office, Cat suddenly decided to pursue a different direction in her career. The committee swung into action to run new interviews and we now have the lovely Emily, who many of you have already met.

We've also had a change in the committee. Kerry Thorn has stepped down due to increased family responsibilities. I'd like to thank Kerry for her wonderful dedication to the committee. Wipa Charles has now joined us and her skills will be very appreciated, especially as the committee will be particularly busy with this year's goals.

This club is a wonderful

place for members to gather together to make and share their art – and to pass on artistic skills and appreciation to the next generations. It has existed and thrived for over 50 years. Our focus this year is to ensure it continues to do so into the future.

For that reason, we'll send out a survey to all members soon – this is your chance to tell us what you would like the club to do, so that you get the most benefit from it.

The continued success of the club depends very much on the support of its members and on the income from its courses. Southlands Shopping Centre has

generously donated tables in a space there for a while so we can promote club membership and courses to the wider community. If you wish, you'll be able to sell your own work or do your artwork while manning these tables. Details and a sign-up sheet are on the back of the Gallery door.

You may have noticed the Friday Roundups have changed lately. We are trying to provide information that is useful to your interests.


In it, you'll have seen that the raffle for Australia's Biggest Morning Tea is coming up soon. Make sure you and your friends get in quickly for tickets for these terrific prizes of artwork and hampers, created specially and donated by some very generous members.

Lotterywest is funding a beautiful mural on our front wall facing the carpark as part of the Riverton Art Trail. Very exciting! Watch the Friday Roundups for ongoing updates about this.

Looking forward to hearing from you all soon via the survey.

Regards,

**Glenys and your Committee**



# Your 2026 Committee



## **Back Row**

Marie Spires, Debbie Brown ( Gallery/Shop Coordinator) Chris Goldberg (Newsletter Editor)  
Wipa Charles, Maggie Smith

## **Front Row**

Helen Batt (Treasurer) Glenys Lightbody (President) Jill Archibald (Vice President)  
Merrilyn O'Shannessey (Secretary)





# Coordinators Corner

April 2026

Hi Members,

Term 2 is in full swing, with all our usual classes running. There are a few new faces around, so we hope that everyone is enjoying their time at the Centre. We always look forward to seeing new members join up, and all our wonderful long-term members supporting our classes.

We are currently working on the program for Term 3, which will include all your favourites. Keep a look out for your re-enrolment email, which should go out this week, and then general enrolments will open at 12 noon on the 22nd of June.

Our fabulous ArtsFun school holiday event will be back for the July School Holidays. We are currently working on the schedule but hope to offer plenty of hand building pottery classes, the always popular wheel throwing classes, along with Cartooning, Collage, Painting and Drawing. Keep an eye out on the website toward the middle of June to book your child's favourites.

Don't forget to come and enjoy the centre by attending our member hobby days - Enjoy the facilities, and have a cuppa and a chat.

We have once again had a change of face in the office and welcomed Emily on the 13th of May. Juls continues to work Monday to Wednesday and Emily will be here Wednesday to Friday.

That's all from us for this issue...See you all soon!!

Jul & Emily

# HOBBY DAYS

## **Painters**

Tuesday 12.30pm – 3.30pm

Friday 9.30am – 12 midday

## **Potters**

Tuesday 9.30am – 3.30pm

## **Glassies**

Thursday 9.30am – 3.30pm





## 2026 CAG Calendar

Thursday 1 January	News Years Day
Monday 5 January	Office Opens
Monday 26 January	Australia Day
Monday 2 February – Monday 30 March	Term 1
Monday 2 March	Labour Day
Tuesday March – 3 <sup>rd</sup> March	Annual General Meeting
Friday 3 April	Good Friday
Monday 6 April	Easter Monday
Tuesday 7 April – Friday 17 April	April Artsfun
Monday 27 April	ANZAC Day Public Holiday
Monday 4 May – Monday 29 June	Term 2
Monday 1 June	WA Day
Monday 6 July – Friday 17 July	July Artsfun
Monday 27 July – Saturday 19 September	Term 3
To be confirmed	Canning Art Awards
Monday 28 September	King's Birthday
Tuesday 29 September – Friday 9 October	September/October Artsfun
To be confirmed	CAGSTOCK!
Monday 12 October – Saturday 5 December	Term 4
Monday 7 December – to be confirmed	Centre Clean
Wednesday 9 December – Sunday 20 December	Xmas Sale

POTTERY

2- DAY WORKSHOP

ALL SKILL LEVELS

# Pottery Workshop

## GARRY ZECK



**Garry Zeck** is a master of his art. He engages in conversation with clay on a daily basis and creates artwork tempered by years of experimentation and experience.

Join Garry for this wonderful two day workshop, where he will demonstrate his techniques on hand-made and wheel thrown stoneware pieces.

**Day one** - you will be guided while creating your pieces, with the opportunity for questions and discussions.

**Day two** - Garry will demonstrate decoration and glazing techniques to complete your pieces.

Experience has shown that everybody has some areas of their work they wish to develop.

### DATE & TIME

**20th and 27th June**  
**(SATURDAY'S)**  
10.30am to 3.30pm

### LOCATION

**CANNING ARTS**  
**CENTRE**

72 RILEY ROAD,  
RIVERTON, WA 6148

### COST

**\$280** (MEMBERS)  
**\$300** (NON-MEMBERS)



0484 554 977



office@canningartswa.org.au



www.canningartswa.org.au

# 2026 Riverton Library Sale



## Its on again!

A great opportunity to sell your work and spread the word about our club. The participation form and roster will go up on gallery door in a couple of weeks.

## So lock in these dates

Setup:	Thursday July 23rd
Sale runs	Friday July 24th - Saturday August 1st
Takedown:	Sunday August 2nd

# Southlands Shopping Centre Promotional Week

We are having an information desk with a small display of work at Southlands Shopping Centre from Monday June 22nd - 27. The aim of this is to promote our club, encourage interest in classes, in particular the upcoming Arts Fun, also to encourage new adult members.

There will be two trestle tables and a couple of display boards situated in the middle of the mall between Coles & Woolworths, with CAG promotional material to hand to interested public.

Members volunteering their time to man the desk may take their work and sell at the table, ( there will be approx 1.5 trestle tables of space) but you will need to take all work home at the end of your roster. You will be responsible for taking your own payment and no commission will be charged.

You may take along your art to do, painters small works and potters small hand building projects. There is a roster on the gallery door, so please volunteer and sign up.!

***Help Us to Grow Our Club***

ALL PROCEEDS TO THE CANCER COUNCIL

# CAG'S

**AUSTRALIA'S BIGGEST MORNING TEA**

# RAFFLE

**ON SALE FROM TUESDAY 16 JUNE  
DRAWN TUESDAY 23 JUNE @ 12.30PM**

**TICKETS \$5  
Purchase from CAG Office**

**PRIZES INCLUDE HAMPER, ARTWORKS,  
JEWELLERY, WINE, CHOCOLATES  
& MORE**




# Travel Tales

A place to share your travels and Public Art you have seen

## Karen de Vries

Karen De Vries (Glassie) recently travelled to Tashkent (capital city of Uzbekistan) looking at pottery and painting.

The paintings are from a gallery in Nukus.





## Merilyn O'Shannessy

I recently went to America to attend a Glass Expo held in Las Vegas, and came home via Honolulu.

I did 4 workshops learning new things in the magical world of glass. The Expo was held over 5 full days as well as evening events.

A few picts of the trip – a couple of paintings which were made from recycled plastic drinking straws and another with casino playing cards.




I took a helicopter tour to the Grand Canyon which was the highlight for me. Awesome experience.

I visited several exhibitions and shows and enjoyed every aspect of this adventure. Everything is huge in that country.

Some funny incidents regarding names of places and what they sold. Their ABC shops – are supermarkets selling almost everything and nothing science related as our stores sell here.

Americans love Australians and we were made very welcome while there. They loved how we spoke – and engaged us in conversation asking us to talk more. That was easy for me.





# Glassies



## **Karen Ehart**

Karen uses a soothing tonal palette of colours to make her glass collection inspired by nature. sea life, splashing water, and a rock filled stream bed. Karens glass art is deeply inspired by the many places she has resided, from the tropics to the desert.

Karens glass art has a unique sculptural quality and surface design. She loves creating new original sculptural designs. Each piece is hand crafted by the artist. Karen was raised in a very creative family where craftsmanship was valued. She has worked for many studios while developing her own technique and design style.

Merilyn O'Shannessy

## Chris Goldberg

On a recent trip to Bunbury and Busselton I visited the art galleries in both towns, following are few pieces of the interesting art on display.



### **Pernicious : Lyn Nixon 2026**

Porcelain, ceramic stain, fired copper wire.

Pernicious is a deeply personal exploration of the impact alcohol abuse has on families, including my own. Childhood family photographs are printed on slip-cast gin bottles. Onto these 'happy snaps', I use copper wire of varying gauges to draw over the surface, etching dark expressive lines that burn into the ceramic. These scorched marks are metaphoric scars, representing the emotional and physical damage caused by alcohol related domestic violence and family trauma.



### **Bare Earth - Embrace: Lori Pensini**

Oil on sheepskin, iron horseshoe spikes

This piece continues my current environmental exploration around drought resilience and my personal response as a farmer to enduring the driest spells on record in the South West, WA.

I have painted friend and fellow farmer Kirsten on an unsized sheepskin, acknowledging the 18th century European animalistic style of painter, Eugene Joseph Verboeckhoven. This piece tenderly illustrates how the strength of animal/human connection influences the shaping of both, it aims to reconnect us to our environment and illustrate our role in its health. Embrace invites an experience of empathy and compassion, shared humanity.



## Still life for a Bushfire Landscape

**Samantha Dennison**

Oil on canvas, high fire ceramics

In 2024, we watched as a bushfire took hold of the headland across the Albany Harbour. Living on the same peninsula means living surrounded by the threat of fire, and there's only one road in and out I collected ash from the burnt bush site and was gifted clay from a neighbour's place. These were the local materials I used to make the ceramics in this painting, local clay in the vessels and the ash in their glazes, and all fired in the flames of a gas kiln. The painting's single orange shino vessel glows against the greens of the others, echoing the light of the bush fire as it moved across the peninsula in the cool evening twilight. The pots stand as a still life installation in front of the painting, inviting us to consider their materiality and consequently the inherent qualities of the Kinjarling landscape contained within them.



## Choreography of Vessels: Cher Shackleton

Choreography of Vessels

As a ceramic artist with over 40 years experience, my work is predominately woodfired. There is a small window of opportunity in the South West to fire my wood kiln, so making new work for BRAG has challenged me to take a different direction. I'm enjoying the gestural brush strokes of the colour slips on the surface of this new work. This challenge for the exhibition has, I think, exposed my feminine side.

The 5 pieces represent a group of joyful dancers. Full of life and hope. The gestural brush strokes reflect their movement, the joy of dancing and connection of colour.




# Let's Talk Safety

Have you ever had a bit of a close call or near miss, and just avoided an accident big or small?

We don't want that to happen here at Canning Arts Centre, so here are just a few reminders to keep you and others safe and well:

- Be aware of spills and splashes and mop up any wet patches on the floor or surfaces straight away – even if you didn't cause the spill yourself.
- Use the wet floor signs to warn others of potential slipping hazards.
- Share the load and ask for help. Don't attempt to carry or lift heavy, or multiple items yourself.
- If you make a mess, clean it up, and return used resources to where they belong.
- Take care with where you leave personal items – bags left on the floor should be tucked away so not to cause a trip hazard.

Be creative, be safe and enjoy!



# Fibre Arts



## Rosemary Tweedie

Last year I entered three items into the Royal Show and was pleased to receive two Firsts and a Third. I do like a challenge.

1. Theme for the year was Sunflowers. I painted the fabric for the shirt and embellished the flowers with embroidery, beading and a little calligraphy.



2. Embroidery in 3D. I created a book of stitches over a period of time. Called my collection 'Stitch' The encouragement for playing with stitches comes from a group run by Sharron Boggon 'Take a Stitch Tuesday'. Sharron is based in Canberra. TAST encourages you to try a new stitch every Tuesday, exploring it's potential and challenging you to use them creatively.

<https://pintangle.com/category/challenges/take-a-stitch-tuesday>

3. The Purple section of the wall hanging was my major work for NSW HSC Art in 1975. I played around with the then modern, free motion embroidery!!! After languishing for many years, I renovated it by removing torn fabric that was never



lot of painting, but the sewing machine has been having a good workout!

heavy enough to be suitable (it was thin lining fabric), and supported it with a quilted backing. I then added the black and white areas to represent aspects of my life since being an 18 year old!. Squeezed in bits of my dad's school tie, mum's wedding dress fabric, as well as fabric from my



wedding dress and bridesmaids gowns (I had made them).

I am presently working on some ideas for this year, but can't share those yet!!! I haven't been doing a





# Attention Oil Painters

## **NO Mineral Turpentine or Bunnings Odourless Turpentine**

( it is not odourless)

is to be brought to Canning Arts Centre

If you use turpentine as part of your painting process, Gamblin, Art Spectrum and Archival Oils make good alternatives with prices starting from \$11.50/100ml at Jacksons. If you wish to clean your brushes in turps, PLEASE take them home to do this.

**CAG Committee**

# Whats on your

# Easel/Wheel/Table

**Irene Perry WIP**

**Chris Goldberg: Tea Party Ballet**



**Janette Pryor: Cup of Tree**



I'm in the middle of painting this boab onto this random shaped piece of art glass (the support)

Still got a way to go. I'm painting it in crushed powdered glass in a liquid medium.

I will fire it in CAG's kiln. This will ensure the painting becomes fused into the glass background.

Size of glass approx 40cm x 25cm

**Alison Hanrahan WIP**



**Graham Longworth WIP**



**Trish Ray WIP**



**Janet Ball WIP**



**Val Osman WIP**



**Margaret Colyer WIP**




**Rose Seale WIP**



**Jeff Armstrong WIP**



**Karen de Vries WIP**



**Jeff Armstrong WIP**



**Chris Taylor WIP**



**Jannette Pryor WIP**



**Val Newman**



**Karen Ball WIP**



**Lynn Owen WIP**





# Recipe Corner

Yes cooking IS an art form

## Hamantaschen



### Pastry

- 450 g plain flour, plus extra
- 115 g caster sugar
- ½ teaspoon baking powder
- ½ teaspoon finely grated lemon zest
- Pinch of salt
- 200g chopped unsalted butter, at room temperature
- 150 g sour cream
- 3 egg yolks, lightly beaten
- ½ teaspoon vanilla extract

### Honey-Nut Filling

- 80 g shelled pistachios, finely chopped
- 50 g walnuts, finely chopped

- 75 g almonds, finely chopped
- 90 g honey
- 60 ml orange juice
- 110 g brown sugar
- 40 g unsalted butter
- ½ teaspoon sea salt
- ½ teaspoon orange blossom water
- Finely grated zest of 1 orange
- 

### Strawberry Jam Filling

- 740 g strawberry jam
- 1 teaspoon vanilla extract

### To Glaze

- 1 egg white, beaten
- White (granulated) sugar

### Method

To make the pastry, place the flour, sugar, baking powder, zest and salt in the bowl of the food processor and pulse to combine. Add the butter and pulse until the mixture resembles breadcrumbs. Add the sour cream, egg yolks and vanilla and pulse just until a ball of dough forms around the blade.

Divide the dough into 3 discs, and wrap each disc

tightly in plastic wrap and refrigerate for 1 hour. While your dough rests, make your filling(s).

To make the honey–nut filling, place those ingredients in a medium saucepan and bring to the boil over medium heat. Reduce the heat to medium–low and simmer, stirring often, until the liquid is thickened – about 10 minutes. Allow to cool, stirring from time to time. Refrigerate until needed.

To make the strawberry jam filling, place the jam and vanilla in a saucepan and cook over medium heat, stirring often, until the mixture has reduced to about 460 ml – this will take about 15 minutes. Careful, it is very hot. Allow to cool and refrigerate until needed.

Line 2 baking trays. On a piece of lightly floured baking paper, roll out 1 piece of the dough to a 3 mm thickness, then use an 8 cm diameter cookie cutter or glass to cut out circles. Place a teaspoon of your filling on each circle. With your fingertips, wet the outer rim of the circle. Creating 3 sides to the circle, bring the pastry up around the filling (leaving a small opening at the top if you wish) to form a triangular pastry. Pinch the three ‘joined edges’ to seal firmly. Place on the prepared baking trays and refrigerate for at least 30 minutes. Repeat with the remaining dough.

Preheat the oven to 180°C Remove the trays from the fridge, brush the hamantaschen lightly with the egg white, sprinkle with sugar and bake for 15 minutes or until light golden.

Makes 40

Note – The recipe makes 40 hamantaschen, and there is enough of each filling for a full batch. If you want two varieties of hamantaschen, adjust the filling amounts accordingly.

## Kolac

### Czech Apricot Crumble Slice



## Pastry

- 300 g plain flour, plus extra
- 75 g caster sugar
- ¼ teaspoon salt
- 150 g cold unsalted butter, chopped
- 1 egg, lightly beaten
- finely grated zest and juice of ½ lemon
- Crumble Topping
- 250 g plain flour
- 250 g cold unsalted butter, chopped
- 230 g caster sugar
- 1 teaspoon vanilla extract
- finely grated zest of ½ lemon

## Cheese Filling

- 500 g farm (pressed cottage) cheese
- 2 eggs
- 115 g caster sugar
- 10 fresh apricots, halved (see note)

## Method

Preheat the oven to 180°C with an oven tray inside. Line a rectangular tin 32 × 22 cm, leaving

an overhang of baking paper.

To make the pastry, place the flour, sugar and salt in the food processor and process to combine. Add the butter and pulse until it resembles coarse breadcrumbs. Add the egg, and the lemon zest and juice, and pulse until a dough forms around the blade. Remove the dough and shape it into a disc. Wrap tightly in plastic wrap and refrigerate for 10 minutes.

On a lightly floured benchtop, roll out the dough until it is the size of the tin. Place the pastry into the tin, ensuring the base is evenly covered. Bake for 15 minutes.

To make the crumble topping, place the flour, butter, sugar, vanilla and lemon zest in the food processor and pulse until it is a crumbly mixture. Remove from the processor and set aside.

To make the cheese filling, place the cheese, eggs and sugar in the food processor and process until it is smooth.

Spread the cheese filling on the pastry and place the apricots on top. Sprinkle the crumble topping evenly over the top.

Bake for 1 hour or until light golden. Allow to cool before serving.

Serves about 18

### **Note**

If fresh apricots are out of season, substitute 40 or more Australian (or Californian) dried apricot halves. (Don't use the turkish ones as they are too sweet) Before starting the recipe, soak the apricots in boiling water for at least 30 minutes and then drain well.


**Chris Goldberg**

# Whats on Your Bookshelf



## The Girl Friend

by Michelle Frances



The Girlfriend by Michelle Frances is a gripping and chilling debut psychological thriller, based on the fall-out following an unforgiveable lie. It looks at the potentially charged relationship between girlfriend, boyfriend and his mother, which most women

can identify with, and locates it in an extreme but believable setting.

Laura has it all. A successful career, a long marriage to a rich husband, and a twenty-three year-old son, Daniel, who is kind, handsome, and talented. Then Daniel meets Cherry. Cherry is young, beautiful and smart but she hasn't had the same opportunities as Daniel. And she wants Laura's life.


Cherry comes to the family wide-eyed and wants to be welcomed with open arms, but Laura suspects she's not all that she seems.

When tragedy strikes, an unforgiveable lie is told. It is an act of desperation, but the fall-out will change their lives forever. ( Goodreads)

**Merilyn O'Shannessy**

## An ill Wind

by Margaret Hickey



“High on a hill above the small Victorian town of Carraheen, 300 wind turbines constantly spin.

Except one is now deadly still – a body hanging from its huge white blade.

Detective Sergeants Belinda Burney and Will

Lovell are shocked to discover the dead man is Geordie Pritchard, a rich local philanthropist and owner of the wind energy farm.

Suicide at first seems the likely explanation, until Geordie's widow Lucinda insists her husband was murdered – and she has the death threats to prove it.

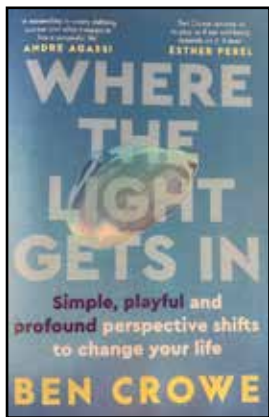
Certainly the wind farm has ripped the rural town in two. Some welcome the jobs and prosperity it brings, others are enraged by the loss of farming land.

In short, Pritchard was both saint and sinner. But who in the small community hated him enough to want him dead?” (Goodreads)

**Maggie Smith**

## Where The Light Gets in

by Ben Crowe



Ben Crowe is one of the world's most in-demand mindset coaches. In this book, he reveals nine simple-yet-profound perspective shifts that will change the way you see the world and yourself.

Showing how these nine perspective shifts are relevant to every human being, Ben demonstrates how self-compassion, imagination and appreciation can turn adversity into possibility, remove pressure and help us find that elusive balance between confidence and happiness, achievement and fulfillment.

Move from fearful to playful, from human doing to human being, and from fitting in to truly belonging. Even small perspective shifts can lead to massive breakthroughs, creating the freedom to redefine what it means to live a life true to yourself. Because that's where the light gets in. (Goodreads)

*This was an interesting book full of great ideas for changing your thinking in a more positive way. It was full of stories relating to professional athletes who Ben has worked with so that made it relatable as he has put his theories into practise. Ben seems like a down to earth person who has a great insight into human nature.*

**Sue Clark**

## The Mother

by Jane Caro



Recently widowed, Miriam Duffy is a respectable North Shore real estate agent and devoted mother and grandmother. She was thrilled when her younger daughter Ally married her true love, but as time goes by Miriam wonders whether all is well with Ally,

as she moves to the country and gradually withdraws, finding excuses every time Miriam offers to visit. Their relationship has always had its ups and downs, and Miriam tries to give her daughter the distance she so clearly wants. But is all as it seems?

When the truth of her daughter's situation is revealed, Miriam watches in disbelief as Ally and her children find themselves increasingly vulnerable and cut off from the world. As the situation escalates and the law proves incapable of protecting them, Miriam is faced with an unthinkable decision. But she will do anything for the people she loves most in the world. Wouldn't you?


A stunning, gripping novel that goes to the heart of a mother's love and asks what any of us might do when faced with a threat to the people we hold most dear. (Goodreads)

*I am a fan of Jane Caro's. She always seems to talk a lot of sense. I have read her other book 'Lyrebird' and really enjoyed that, so it easy to pick up this book at the bookshop. Although the storyline is different to "Lyrebird" this story grabs you and explains coercive control within a relationship well. I highly recommend this one.*

**Sue Clark**

## Theo of Golden

by Allen Levi




One spring morning, a stranger arrives in the small southern city of Golden. No one knows where he has come from...or why...

His name is Theo. And he asks a lot more questions than he answers.

Theo visits the local coffeehouse, where ninety-two pencil portraits hang on the walls, portraits of the people of Golden done by a local artist. He begins purchasing them, one at a time, and putting them back in the hands of their "rightful owners." With each exchange, a story is told, a friendship born, and a life altered. A story of giving and receiving, of seeing and being seen, Theo of Golden is a beautifully crafted novel about the power of creative generosity, the importance of wonder to a purposeful life, and the invisible threads of kindness that bind us to one another. ( Goodreads)

## This is How We Are Human

by Louise Beech



When the mother of an autistic young man hires a call girl to make him happy, three lives collide in unexpected and moving ways ... changing everything. A devastatingly beautiful, rich and thought-provoking novel that will warm your heart.

## Nothing Else

by Louise Beech



A professional pianist searches for her sister, who was taken when their parents died, aided on by her childhood care records and a single song that continues to haunt her.

Heather Harris is a piano teacher and professional

musician, whose quiet life revolves around music, whose memories centre on a single song that haunts her. A song she longs to perform again. A song she wrote as a child, to drown out the violence in their home. A song she played with her little sister, Harriet.

But Harriet is gone ... she disappeared when their parents died, and Heather never saw her again.

When Heather is offered an opportunity to play piano on a cruise ship, she leaps at the chance. She'll read her recently released childhood care records by day – searching for clues to her sister's disappearance – and play piano by night ... coming to terms with the truth about a past she's done everything to forget.

An exquisitely moving novel about surviving devastating trauma, about the unbreakable bond between sisters, Nothing Else is also a story of courage and love, and the power of music to transcend – and change – everything.

## Chris Goldberg

# Resources for Artists

Don't forget our Canning Arts Library situated in the metal cupboards in the painters hall and the bookcase just outside the pottery area. These are there for your use, simply put your name in the book provided if you would like to borrow one.

NB All the links below are live, so if you are reading this on a tablet or computer, just click on them and Acrobat will ask for permission to go there.

If anyone has other links they think may be of value to our members, email me and I will include next time.

<http://www.artsource.net.au>

Established in 1986, Artsource is the peak membership body for visual artists in Western Australia. Their purpose is to engage with and support Western Australian visual artists with practical, affordable and relevant services.

<https://www.artistsnetwork.com>

Subscription based, live stream or purchase training videos, magazines, and books in all mediums

<http://www.wetcanvas.com>

The largest community for visual artists on the Internet!. It is comprised of artists of all levels, ranging from Sunday painters to artists who exhibit in some of the finest galleries in the world. Whether your interests lie in learning new techniques, experimenting with alternative or cross-over mediums, gaining critiques from fellow artists, or getting the scoop on exciting new industry products, WC has something for you, including a full online library of reference images.

<https://www.pmp-art.com>

Paint My Photo (PMP) is a social networking site dedicated to sharing photos for artistic inspiration

without fear of infringing copyright, something we all need to be aware of if we intend selling our work.

<https://www.nma.art>

Subscription based. Learn from the world's top artists in a variety of styles and approaches, with a focus on foundation. Unlimited streaming courses means you can learn anywhere, anytime, no matter how busy your schedule. With streaming plans starting at US\$35/month.

<https://brightlightfineart.com>

Subscription based. Fine Art Drawing and Painting Classes, by David Leffel, Sherrie McGraw, Jacqueline Kamin & Stacy Kamin

<http://www.fitzroystretches.com/>

Art supplies, east coast but with free shipping, and if you want to make your own canvases, this is a good place to buy stretchers.

<https://www.oxlades.com.au/>

Art supplies. Perth

<http://www.hukendall.com.au/>

Art Supplies. Perth

<https://www.jacksons.com.au/stores>

Art supplies. Perth

<https://thepottersmarket.com.au/>

Based in Stockdale Rd, O'Connor-  
Pottery Supplies, Raw materials, clay, tools and equip-  
ment, firing services

<https://pottersonline.com.au/index.html>

The Australian Ceramic Art & Pottery resource  
network

<http://ceramicartsdaily.org>

Subscription based, live stream instruction videos,  
buy videos

<http://www.claytimes.com>

Ceramic Art Trends, Tools, and Techniques for  
Potters Worldwide

<http://keaneceramics.com.au>

Keane Ceramics is one of the country's largest  
clay producers, suppliers and online retailer of  
our renowned clay range, pottery equipment,  
raw materials, tools and the Australian official  
distribution agent for Amaco.

<https://www.ceramicartswa.asn.au/>

Established in 1993, the Ceramic Arts Association  
of WA (CAAWA) is a not for profit organisation run

by members supporting the ceramics community  
in Western Australia. They aim to connect and  
promote all aspects of hand made pottery and  
ceramic sculpture.

<http://www.clayworksaustralia.com/>

Sell clay, brushes, hand tools, raw materials,  
equipment new and used, colours, glazes, dec-  
orating items.

<http://walkerceramics.com.au/>

Manufacturers of Australian clays and glazes by  
Walker Ceramics, Feeneys Clay and Cesco

<https://keaneceramics.com.au/>

Keane Ceramics is one of the country's largest  
clay producers, suppliers and online retailer of  
our renown clay range, pottery equipment, raw  
materials, tools and the Australian official distri-  
bution agent for Amaco.

<https://www.youtube.com/index>

Too much here to list, but just enter your area of  
interest in the search field and you will be unin-  
dented with videos to watch, some better than  
others, but a wealth of information.

<https://perthartglass.com.au>

Perth Art Glass online store

<https://www.etsy.com/au/c/art-and-collectibles?ref=cat-nav-66>

Etsy -To see what other artists are selling

<https://www.artslaw.com.au/>

Arts Law service - Your legal rights as an artist

# **THE BOX MAN**

Unit 6

497 Albernethy Road Welshpool

(08) 9351 8111

[www.theboxman.com.au](http://www.theboxman.com.au)

Stock a range of generic sized "Heavy Duty" Art Boxes suitable for shipping locally and abroad.

They also do a run of custom made picture cartons daily, which if ordered by noon will be available for collection noon the following day.





**PERTH ART GLASS**  
311 Stock Rd O'CONNOR WA 6163  
Tel: +61-8-9314 5811  
Shop Online: [www.perthartglass.com.au](http://www.perthartglass.com.au)  
DISTRIBUTORS OF SPECIALTY GLASS & GLAZING PRODUCTS, ARTISTS IN GLASS

Our members receive discount on full sheets of glass and some other supplies from Perth Art Glass (but not hobby squares).

**MASTER PICTURE FRAMERS  
GALLERY**

**BLAIR BUCKINGHAM**  
PROPRIETOR

UNIT 1/1397 ALBANY HIGHWAY  
CANNINGTON 6107

PH: 9350 5121 FAX: 9350 5101

[bmb@masterframers.com.au](mailto:bmb@masterframers.com.au)

Many of our CAG artists use Master Picture Framers, Blair does an great job and is able to advise on suitable framing options for your precious work. Convenient location opposite Carousel Shopping Centre.

# *A Warm Welcome to our new members*

As a member of Canning Arts, you join a group of enthusiastic artists, including potters, painters, glass artists, printmakers, textile artists and more! You will also enjoy discounted classes and workshops and use of the facilities and equipment at the Centre.

Members also have the unique opportunity to enter their artwork in Members' Exhibitions in the Centre Gallery and to display and sell work in various sales that are held throughout the year at community venues.

## Club Keyholders

Jill Archibald 0407 995 649 | Chris Taylor 0427 571 513 | Trish Ray 0434 556 453



Scan with your phone camera to link to our Instagram page.



72 Riley Road, Cnr High Road  
RIVERTON WA 6148  
Phone: 0484 554 977  
Email: office@canningartswa.org.au Web:  
www.canningartswa.org.au



This Newsletter  
is kindly printed by the  
Office of Sam Lim  
MP. Federal Member for Tangney